



**BIOGEOMETRY SIGNATURES**

Harmonizing the Body's Subtle Energy  
Exchange with the Environment



IBRAHIM KARIM, Ph.D. Dr.Sc.

Based on over 45 years of research, BioGeometry Signatures are linear diagrams that help balance the subtle energy of body organs. The organ subtle energy patterns are accessed through BioGeometry Signatures placed externally in the body's energy fields to create a connection through Resonance of Shape.

*"This is a book that will change the way you think about your body and your health. It shows that we are not separate from the shapes, angles and proportions that surround us all the time, and that these shapes create energetic patterns that can introduce equilibrium and harmony into our own biological makeup. This is a modern science of energy balancing that provides the key to the hidden ancient knowledge of great civilizations. With BioGeometry, Dr. Ibrahim Karim has demonstrated how powerful simple shapes can be in altering the functioning of our physical, mental, and spiritual worlds. This has been frequently demonstrated in architectural and design projects, environmental balancing solutions including the mitigation of the effects of electro-pollution and geopathic stress, in health and wellness projects, and in the efforts of individuals in their personal spiritual development. In this book on BioGeometry Signatures, once again you see how powerful certain carefully created shapes can be in altering the physical functioning of organ systems, in supporting healing, and in changing physical and mental states. Work with them, let them touch you, and feel how they can assist you in your own search for harmony."*

Michael J. Maley, Ph.D.  
Instructor in BioGeometry

[www.biogeometry.com](http://www.biogeometry.com)

ISBN 9781537783888



9 781537 783888

90000 >







# **BioGeometry Signatures**

**Harmonizing the Body's Subtle Energy  
Exchange with the Environment**

**Ibrahim Karim, PhD, Dr. Sc.  
Founder of BioGeometry**

To my wife, best friend, and partner, Rawya, the invisible warrior in the forty-five-year-long mission in uncharted territory along the blissful journey of BioGeometry.

## TABLE OF CONTENTS

How to Use This Book . . . . .	xvii
In a Nutshell . . . . .	xix
Foreword . . . . .	xxiii

### Part I

Chapter 1: Introduction . . . . .	3
Chapter 2: The Energy of Shape . . . . .	11
Chapter 3: Assessing Subtle Energy Quality. . . . .	19
Chapter 4: My Journey in Subtle Energy Healing. . . . .	25
Chapter 5: The Birth of BioGeometry Signatures. . . . .	29
Chapter 6: Man as Spokesman of the Earth. . . . .	33
Chapter 7: Ancient Forms of Healing . . . . .	37
Chapter 8: Law of Similarities from Cave Drawings to Modern Science . . . . .	41
Chapter 9: Plant Signatures in History. . . . .	45
Chapter 10: Introduction to the Physics of Quality . . . . .	47
Chapter 11: Resonance, BioGeometry Signatures, and BG3: Putting It All Together . . . . .	53
Chapter 12: Environmental Aspects of the Body's Energy System . .	57
Chapter 13: Peripheral Energy of Shapes . . . . .	61

### Part II

Chapter 14: Understanding BioGeometry Signatures. . . . .	67
Chapter 15: Decoding the Planes of Nature. . . . .	73
Chapter 16: Different Types of BioGeometry Signatures . . . . .	77
Chapter 17: BioNumerals . . . . .	79
Chapter 18: List of BioGeometry Signatures . . . . .	83

Chapter 19: In-Depth Look at Some Interesting BioGeometry Signatures . . . . .	149
Chapter 20: Choosing the Right BioGeometry Signature . . . . .	157
Chapter 21: The BioGeometry Signature Chip as a Pendant . . . . .	169
Chapter 22: Impregnation. . . . .	175
Chapter 23: General Considerations in the Use of BioGeometry Signatures . . . . .	181
Chapter 24: Using BioGeometry Signatures . . . . .	185
Chapter 25: The Projection of BioGeometry Signatures. . . . .	189
Chapter 26: The Numerous Applications of BioGeometry Signatures . . . . .	199
Chapter 27: The Multipurpose Harmonizing Cards. . . . .	211
Chapter 28: Exercising with BioGeometry Signatures . . . . .	217

**Part III**

Chapter 29: The Important Distinction between the Divine Spiritual Essence and Spiritual Energy Quality . . . . .	227
Chapter 30: Spirituality and Excellence . . . . .	229
Chapter 31: The Spiritual Path of BioGeometry Signatures . . . . .	233
Chapter 32: The Forming Process in Nature . . . . .	235
Chapter 33: BioGeometry Signatures for “Human Attributes of Divine Names”. . . . .	237
Acknowledgements. . . . .	241
About the Author . . . . .	243
BioGeometry Signatures by Dr. Robert Gilbert, The First Licensed Instructor in North America . . . . .	247
Appendix A: Selection of Testimonials. . . . .	251
Appendix B: Some Extraordinary Cases with BioGeometry Signatures . . . . .	265
Appendix C: Introduction to the Physics of Quality . . . . .	273

Appendix D: The BioGeometry Vertical and Horizontal Dial Pendulum Set . . . . .	285
Appendix E: The World of Compression Waves. . . . .	317
Appendix F: BioGeometry Signatures Emitter. . . . .	323
Glossary . . . . .	325
Bibliography . . . . .	341



## How to Use This Book

This book is a distillation of half a century of practical work and research as well as successfully applied solutions to environmental problems that are based on a new paradigm that finds its parallel only in the temple sciences of the great ancient civilizations. In this book, we introduce BioGeometry Signatures, an important part of the science of BioGeometry, to you to be experienced firsthand.

BioGeometry bridges science and spirituality to achieve a harmonious unity. After the introductory chapters, there are three paths to continue with this book according to your inclination.

**Path 1 (practical):** For those who are eager to use BioGeometry signatures, you could read the nutshell explanation and then go straight to PART II, which gives an understanding of BioGeometry Signatures, their use, and the list of the BioGeometry Signatures. This is perfectly all right and will not diminish your experience or benefit from their use.

**Path 2 (scientific):** For those who want to get a deeper, broader understanding of subtle energy and the Physics of Quality, you could start from the beginning of the book, which will give you a good introduction to the qualitative side of science and a key to unlock many secrets of esoteric knowledge that will change the way you perceive the great ancient civilizations such as Ancient Egypt.

**Path 3 (spiritual):** For those who want to experience the new paradigm of BioGeometry and BioGeometry Signatures through its spiritual worldview, it is possible to go directly to Part III  
To enable the three paths of navigation, each in a comprehensive way, it was necessary to repeat some key points within different topics in the book.

This book does not discuss the science of BioGeometry in detail but focuses on key concepts when required for comprehension of BioGeometry Signatures. The book *Back to a Future for Mankind, BioGeometry*, available at Amazon.com, gives a comprehensive overview of BioGeometry.

## In a Nutshell

### **The Science of BioGeometry**

BioGeometry is a design language of shape that induces harmony into the environment by resonating with a special energy quality found in sacred power spots and natural healing locations, which played a major role in all ancient civilizations.

The cornerstone of BioGeometry was the discovery of the code of the special energy quality of sacred power spots, through its three subtle energy quality components, and thus is referred to as the BioGeometry 3 or “BG3.’ This is the energy quality at the geometric centers of shapes and at the core of the forming process in nature. ‘his discovery enabled the detection, replication, and amplification of this natural harmonizing universal energy quality through a resonant design language.

BioGeometry is based on a growing body of scientific research and is an applied science by virtue of its successful application in numerous fields. BioGeometry is the only science that has been effectively applied on a wide scale for the harmonization of the effect of electromagnetic fields (EMFs) and geopathic stress (Earth energy grids) on biological systems.

More information on the science of BioGeometry is found in Ir. Karim’s book Back to a Future for Mankind, BioGeometry.

### **BioGeometry Signatures Are:**

A special branch of the science of BioGeometry. BioGeometry Signatures are linear diagrams that help balance the subtle energy of body organs. BioGeometry Signatures interact with the subtle energy patterns of body organs through resonance of shape (Fig. 1).



Fig. 1.  
Heart BG  
Signature

BioGeometry Signatures are often referred to as “BioSignatures” or “BG Signatures” for short.

The subtle energy flow through the BioGeometry Signatures’ linear patterns is similar to that of the Chinese meridians on the body’s periphery, which exchange information between organ functions and the environment (Fig. 2). BioGeometry Signatures, however, rely on resonant communication with subtle energy functions in the body, instead of the direct connection of the meridians.



Fig. 2.  
Meridian System

BioGeometry Signatures are similar in function to integrated circuits on computer chips in the sense that they are geometrical two-dimensional linear patterns that resonate with the three-dimensional subtle energy flow patterns of the organs that conduct and shape energy to produce a function.

### **BioGeometry Signatures Are Not:**

BioGeometry Signatures are not a form of medical treatment.

BioGeometry Signatures are not symbols of any type. They do not have any meaning or religious or cultural context. They are not related to any kind of alphabet, hieroglyphs, or ancient scripts nor are they a form of sigils or talismans.

BioGeometry Signatures are not a form of channeled symbols. They are developed through detection and tracing of patterns within the body’s subtle energy system and work on a specific subtle energy organ function with every body anywhere at any time. On the other hand, channeled symbols harmonize a person’s total energy system at a certain time and place. We refer to them, in BioGeometry, as personal diagrams.

## **The Relationship between BioGeometry Signatures and BioGeometry**

BioGeometry Signatures are a special branch of BioGeometry. BioGeometry Signatures are developed along two complementary concepts: (1) **energy harmony** through the BioGeometry centering quality, and (2) **communication** with the organs through resonant patterns.

### 1. The Harmonizing Energy Quality of BioGeometry

The science of BioGeometry has as its cornerstone a very special harmonizing subtle energy quality that is found in the center of a circle as well as in all centers of shapes in nature. This is also the same energy quality that gives sacred power spots their special place. The interaction with this special quality is at the core of all spiritual rituals.

The healing effect of this energy quality as experienced in sacred power spots does not follow the laws of duality in time and space, and it is therefore beyond the concept of “dosage” as in the case of all types of medical or alternative treatments. BioGeometry springs out of this ancient paradigm, and it uses a design language that reproduces and amplifies this subtle energy quality.

Due to the detection of this central quality through resonance with three main subtle energy qualities, it was labeled the BioGeometry 3, or in short BG3. The presence of BG3 in any design is what qualifies it as BioGeometrical. The BioGeometry design principles are added to the BioGeometry Signatures diagrams to bring the harmonizing effect into the organ functions through the resonant communication inherent in the BioGeometry Signatures linear patterns.

### 2. Communication through Resonance of Similar Shape Patterns

The linear patterns of BioGeometry Signatures are in resonance with the linear subtle energy flows within the organ shapes. There are several such patterns within each component of the organ shape. These can be

identified and differentiated as they carry different energy qualities and energy functions within the organ. When placed in the energy field of a person, the flow of subtle energy around the body through the open-ended linear pattern of the BioGeometry Signatures creates an energetic resonance, through similarity of shape, with the internal subtle energy pattern within the organ. The subtle energy quality communication through resonance based on the Law of Similarities is found in many types of ancient rituals, herbal medicine, and shamanic practices.

### Synergy of BioGeometry and BioGeometry Signatures

A synergetic effect is achieved by applying the design principles of BioGeometry to the BioGeometry Signature pattern while retaining the original communication properties of resonance of shape. The BG3 balancing subtle energy quality is now transmitted to the organ. This harmonizes the organ's subtle energy exchange with the environment.


## Foreword

When I first married Ibrahim, his family's architecture office and all their property were confiscated under political sequestration. I remember well, him telling me not to worry about our future as he could always earn a living for our family drawing portraits and caricatures. That is how optimistic and confident he was in his artistic abilities. :)

From what I was told by my mother-in-law, Ibrahim was a late bloomer: he walked and talked at a rather late stage. However, early on, from the time he was a toddler, he exhibited unusual artistic abilities through which he was able to express himself. My worried in-laws consulted several specialists who advised them to remove all materials (papers, pencils, etc.) and channel him toward more physical activities and play, which, however, did not stop him—there was always sand and other raw materials for him to indulge in his passion! Ibrahim developed a unique style of drawing where he would start at a point and from there draw a complete one-lined picture of whatever interested him (it was cars at the beginning, a passion that grew with him into a fascination with all technology). Throughout his school years, he was sometimes recognized for his talent, but more often, he was reprimanded as he covered his textbooks with drawings of whatever intrigued him and often unrelated to what was being taught. He actually was at risk of failing an art class because he could not adhere to the methodology that was being taught; when drawing a car, he would start drawing a tire then shift to a wheel or bumper and so on! It was difficult for the teacher to comprehend how these fragmented, seemingly unrelated segments would eventually materialize into a perfectly proportionate drawing of a specific car model, which in the end it did! Ibrahim was able to project the image in his mind and produce it exactly as he imagined it.

Ibrahim's father, Dr. Sayed Karim, was a legendary architect and town planner, who introduced the modern era of architecture to the Middle East. He was also an accomplished artist and designer who published

the first Architecture & Design Magazine ALEMARA in the Middle East. It goes without saying that Ibrahim was exposed to all forms of art as he traveled with his parents and later \_ studied in Switzerland. Ibrahim was a student of the works of Leonardo da Vinci, Rembrandt, and Picasso. He was fascinated by the cubism movement, and he developed single-line drawings that expressed the power of the line within a cubist composition.



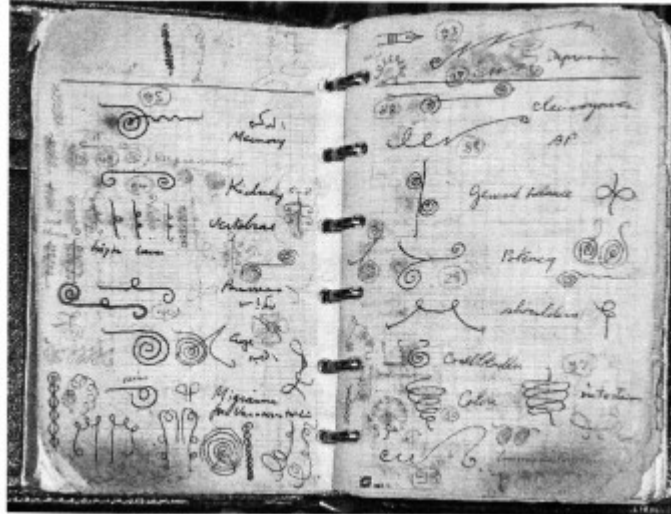
In 1956, as early as the age of fourteen, Ibrahim produced forged iron linear expressions of musicians in single and group compositions fixed on a colored plate background that became the highlights of the interior decoration of a movie theater in Kuwait.

Pen, paper, and pendulum are Ibrahim’s survival kit! We have been together for more than 40 years, and I have never seen him without a sketchbook or drawing in notebook or napkins, tissue paper, and his pendulum. First it was a ball on a string with which he practiced measuring everything, and I, being in love, supported his interests even if I was skeptic at first! I remember very well how excited he was when his mother gave him an Ancient Egyptian amulet that his grandfather (who was a Minister of Public Works in the reigns of King Fouad and King Farouk) had given her. Little did she know that it was in fact an amulet called “Wadj” a symbol of growth and prosperity used as a powerful energy emitting device.



Wadj

Ibrahim’s artistic talent was channeled into his architecture work, where he was able to incorporate all his research into a design language that developed as “BioGeometry.’ His mastery of the one-line flow of drawing made it possible through extensive research to draw and measure BioGeometry Signatures that reflect the human body organ functions and that need fluidity in drawing to work.



Ibrahim's Notebook with the First BioGeometry Signatures

This is just a glimpse into the artistic development of this extraordinary man who had me at the "First Drawing".

Rawya Karim, MA, Wife, Mother, Grandmother,  
& Vice President, BioGeometry Energy Systems



# Part I

## Chapter 1: Introduction

This book is about BioGeometry Signatures: linear diagrams that interact with the dynamic flow patterns of subtle energy of the body to enter into resonant communication with the corresponding energetic organ functions.

As part of BioGeometry, BioGeometry Signatures have a very special harmonizing energy quality that is found in sacred energy power pots. They introduce this unique quality into the subtle energy level of organ functions. The definition of harmony in BioGeometry is a multidimensional balance of the quality of energy exchange with the environment on the physical, vitality, emotional, mental, and higher spiritual levels that play a main role in optimizing biological functions. This harmonizing quality is at the core of all forms of evolution in nature as well as being the essence of all spiritual rituals.

### **The BioGeometry Environmental Worldview**

Mainstream, complementary, and energy sciences, although different in many aspects, follow the same paradigm of looking at the physical body as a separate entity interacting with its environment. Although emotional, mental, and environmental factors are acknowledged, the multilevel energy field of the body is considered as an extension of the body but not as an integral part of the environment.

BioGeometry has a completely different worldview that looks at the body and its subtle energy environment as one interactive energy stem. The perceived reality of our world is a projection from the latent on the fabric of unperceived absolute reality, forming a unified subtle energy system in which we and the environment are one. The harmonious subtle energy exchange between all parts of that system is an important factor for the proper functioning of the biological organs. In BioGeometry, the human being is an open energy system

incorporating the body and its environment in a unified subtle energy system. In this subtle energy exchange, environmental relationships like directionality, location, and other time-space criteria become factors affecting not only the person but the energy quality of the whole system from the smallest to the largest. All existing treatment methods, whether mainstream or complementary, acquire a new dimension in the worldview of BioGeometry, which changes their role to become agents of environmental harmony.

This differentiation of worldviews brings us to a fundamental concept in BioGeometry: instead of the current methods to balance opposite conditions that are bound by the laws of duality and time-space, BioGeometry resorts to a universal multidimensional centering process to access a harmonizing energy quality that is at the core of the forming process in nature. This harmonizing subtle energy quality is responsible for the evolution of all life systems by ensuring the proper communication with all levels and dimensions.

As the human being is an open energy system in a continuous dynamic interaction that is influenced and influences the surrounding environment, when problems arise in the physical body, they are dealt with through medical treatment while the environmental and subtle energy factors are usually ignored. Bringing in these factors to complement medical treatment will greatly enhance the results and achieve a holistic healing effect on body and soul.

The environment must be regarded as an integral part of the biological system. As an example, we live off the energy of the sun, absorbing only some of its components because we have no organ to feed directly off that energy. Plants, on the other hand, absorb the sun's energy and store it through chemical reactions that release it in our body when we consume them. So the plants are acting as an external physical organ of the body.

Within this material type of energy exchange, there are several levels of subtle energy that are involved. In BioGeometry, subtle energy is dealt with as a holistic multidimensional living system that spans all

ranges from the physical through vitality, emotional, and mental up to higher spiritual levels. The first subtle energy exchange level is that of the body's vitality, which includes several electromagnetic levels among other non-electromagnetic components (scalar, torsion etc.). The other levels of emotional, mental, and spiritual energies are in the form of non-electromagnetic compression waves that travel faster than the speed of light and are therefore not bound by our time-space dimension. These faster compression-wave dimensions exist within the configuration of electromagnetic waves as embedded planes filling the gap between the two electric and magnetic planes (Fig. 1-1). The effect of these embedded planes can be detected on the body's organ energy functions.

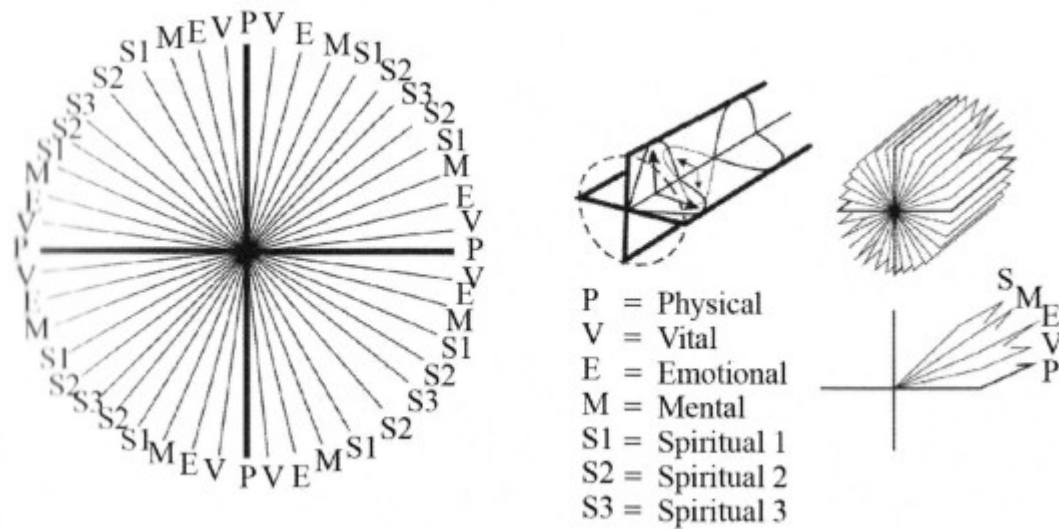


Fig. 1-1. Cross Section of Wave Showing Different Planes

This phenomenon, which we have detected through special types of qualitative measurements, opens a new paradigm in which every material object contains and exchanges all those subtle energy levels with the environment, as they are part of the constitution of energy in all its forms. In BioGeometry, we do not divide matter into animate and inanimate, as everything is alive in its own way and according to its own time-space configuration and sensory apparatus and databank. While the total information content of the emotional and mental levels is not deciphered except with similar objects that have similar databanks,

the “living” qualitative effect is exchanged between all types of subtle energy systems of all objects. There is therefore, on the qualitative level, a total living connectivity between everything in the universe resulting in a harmonious unity. Every object is like a musical note within a grand symphony: it has a distinct place in the overall composition. Each note affects and is affected by every other note and by the time-space relationships of the interval patterns connecting them.

There is a special subtle energy quality that keeps this universal symphony in perfect balance. This quality emerges through the doorway of transcendental centers connecting to a higher archetypal order in spiritual dimensions that ensure the dynamic evolution of the forming process in nature. The subtle energy quality manifests in a hierarchy of centers within all shapes.

In the natural forming process, the energy quality of the centers radiate to fill and govern the evolution of the whole shape. In BioGeometry, we call this phenomenon “centering” During the subtle energy exchange with our modern environments, the centering process is sometimes affected and has to be restored so that the archetypal laws governing the ideal natural evolution can manifest.

This centering effect is also found in locations on the Earth and in the skies that have a healing effect and enhance transcendental communication with other dimensions. In Earth power spots, it manifests as a circular spiral motion and overflows to fill a whole area. Inside such a sacred power spot, we find an interesting phenomenon in which the direction of rotation of the spiral can be clockwise or counterclockwise, upward or downward, but in all cases, it has the beneficent effect. This is, however, only the case within sacred power spots and does not apply otherwise. This special centering harmonizing energy quality that we refer to in BioGeometry as BG3 is what differentiates power spots and vortices from being beneficent and regarded as sacred from those that are harmful. Unfortunately, we see all over the world many cases of Earth power spots, vortices, and geometrical shapes regarded as beneficent because of their initial energizing effect, but in reality they are very harmful with prolonged exposure.

In BioGeometry, we have developed a multidimensional “Physics of Quality” that is based on the qualitative aspects of Pythagorean harmonics as found in the Ancient Egyptian sacred temple sciences. The Physics of Quality uses qualitative scales as a measurement tool of (the resonant interactions of subtle energy dimensions (e.g., resonance between color, number, sound, and polarity). These scales are applied to measure the recurring qualities beyond their respective sensory ranges to cover all vibratory dimensions. This is similar to the phenomenon of octaves on a piano in which the same names of notes for strings half or double the length are repeated along the instrument. In the Physics of Quality, however, based on the resonant laws of universal harmonics, our hypothetical instrument is extended beyond the auditory range through the total absolute vibratory range from zero to infinity (Fig. 1-2).

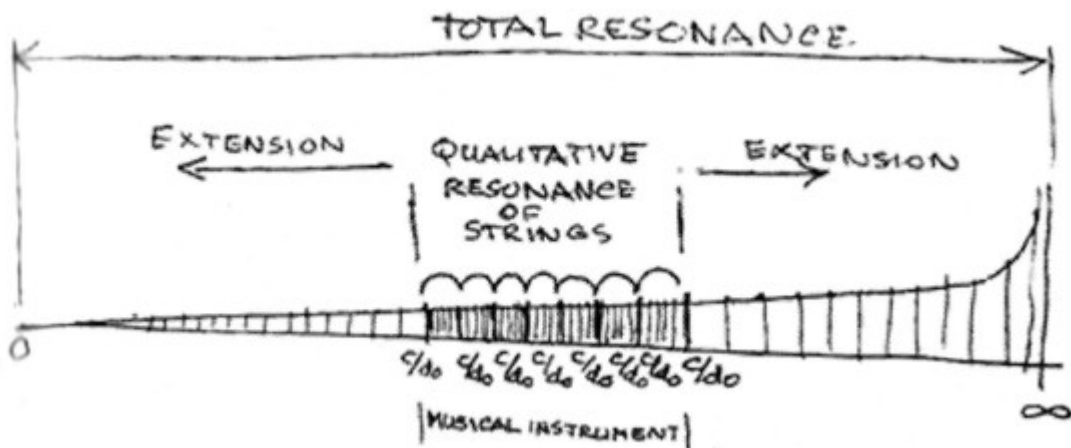


Fig. 1-2. Total Vibratory Resonance of Absolute Reality

As those qualities, in the form of notes, are extended through all vibratory ranges, one can substitute the note qualities with color qualities, for example. When viewed in this way, we can see that on higher levels, colors can be resonant with sounds, and sounds with colors, This applies to all qualitative scales and allows us to substitute color qualities for note or number qualities, as an example. We use special pendulum instruments based on string harmonics and resonant shapes with special calibrations to detect these qualities. The calibration can be through string lengths or angular adjustments on dials or cones

(Fig. 1-3). The manual for the BioGeometry angle calibrated Vertical and Horizontal Dial Pendulums in Appendix D may serve as an introduction to the qualitative BioGeometry testing tools.

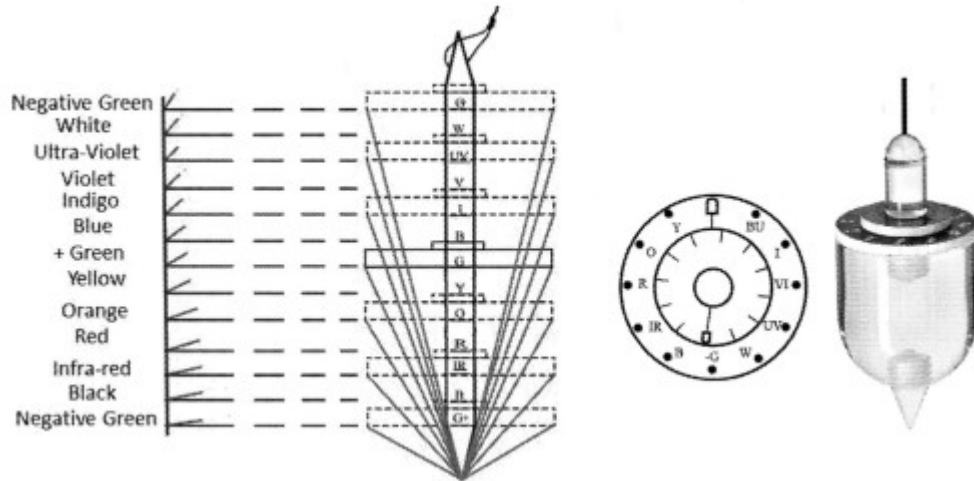


Fig. 1-3. (Left) Virtual Cone Pendulum of Chaumery and De Belizal and (Right) BioGeometry Horizontal Dial Pendulum

The one centering quality, found in all power spots on Earth, can be detected through its resonance with three color components: Higher Harmonic of Ultra-Violet, Higher Harmonic of Gold, and a carrier' quality labeled Negative Green in radiesthesia. Accordingly, this energy quality has been labeled the BioGeometry 3, or BG3. The BG3 quality is the term we use in BioGeometry to refer to the harmonizing energy effect, which is found throughout power spots worldwide and at the center of all shapes in nature. BG3 is the harmonizing principle in the natural forming process.

We have defined subtle energy, in BioGeometry, as non-electromagnetic compression waves that go beyond the limits of our electromagnetic' dimension (like inaudible sound waves or hyper sound), and as such, our modern electric and magnetic measuring devices cannot measure them directly. We measure the quality of their effect on the human subtle energy system, which affects the biological functions, making the human being with his total multidimensional existence, the measure of all things in the universe. The quality of the subtle energy may thus

be reflected in electroencephalograms (EEGs), electrocardiograms (ECGs), biofeedback measurements, and a multitude of other methods used to assess biological function.

In dealing with sound waves, as in the design of musical instruments or concert halls, we use shapes to produce the desired quality of sound. In the case of BioGeometry, we use special design principles to produce shapes that radiate the BG3 harmonizing quality in their environment. The energy quality produced by shape is a type of free-living natural energy that in its use enhances and harmonizes the life force.

By introducing the BG3 quality, through the resonant effect of BioGeometry Signatures, into the subtle energy organ functions, we bring harmony and perfect balance into them and restore their connection to the Earth and the sky. This corrected subtle energy flow in the body clears many blockages and is a very effective support to the body's own natural healing abilities as well as the success of any type of mainstream or alternative treatment.

This takes us to the BioGeometry worldview of spirituality, which is, in many ways similar to that of Ancient Egypt and other great civilizations, and in one way or another at the core of all religions and spiritual activities. This worldview bridges science and spirituality by introducing the criteria of each into the other. Thus the multidimensional harmonizing effect on body and soul are introduced into all products of modern technology through the practical application of spirituality in all human achievements and actions. This approach takes us to a new practical definition of spirituality, which can be summed up as EXCELLENCE. Excellence involves practical action and interaction with perfect balancing laws from a higher transcendental source. Only in this way can we speak of bridging science and spirituality to restore the deep split in our personality that causes inner unconscious subtle energy disturbance. The path of BioGeometry is equally a way of optimizing everyday life while being a tangible path of spiritual development that is abstract with no belief or doctrine. This gives us an inner key to unlock the doorway that takes us, in a practical way, into the subtle energy core from which all belief systems emerge. The



practice of using BioGeometry Signatures combines health benefits with spiritual development.

This complete detachment from any doctrine or belief system has made BioGeometry and BioGeometry Signatures acceptable to all beliefs. At the same time, its practical applications were academically accepted in numerous postgraduate dissertations. In the last four decades this new approach, applied in collaboration with official government research institutions and universities, produced solutions to otherwise unsolvable environmental problems such as electromagnetic radiation, radioactivity, and chemicals side effects.

## Chapter 2: The Energy of Shape

BioGeometry Signatures depend on the configuration of their shape to produce certain functions as well as enter into resonance with other shapes within the body's subtle energy system. It is thus of importance to delve deeper into the concept of the energy of shape.

### **Free Energy In Support of Life**

The energy of shape is a very important subject that if properly understood could open the door to the use of a new type of life-enhancing free subtle energy that could bring harmony in every aspect | our lives. A future technology based on this infinite free energy source could herald a golden age. The fact that it is free and universally available could end wars and conflicts that even though perused under many pretexts are in fact mostly instigated for control of energy sources. The energy of shape when used properly will have a harmonizing effect on the environment and all life-forms within it. Prosperity will prevail. The road is long, and we are still at the beginning, but there a light at the end of the tunnel even if it is for future generations. At present, however, it plays a role in humanizing modern technology as in invaluable harmonizing quality to all existing forms of energy.

Our current technology in the information age produces an ever-increasing amount of electromagnetic waves in our atmosphere that will ultimately end life on Earth unless we find a new approach to resolve the problem. Within a future paradigm, the science of BioGeometry uses the energy of shapes to reduce the negative effects of environmental stress, which include electromagnetic fields, radioactivity, and harmful earth energy lines. The applications of BioGeometry are endless, and they are being applied in architecture and transportation to reduce the effects of electromagnetic radiation and promote well-being.

BioGeometry is also being applied in agriculture and animal farming to eliminate the use of pharmaceuticals and pesticides.

### **What Is Energy?**

To understand the energy of shape, we must first understand what energy really is. The famous physicist Richard Feynman once said that we use all sorts of energy in our advanced age of technology but nobody knows what energy really is. These are strong words that speak a truth that is seldom acknowledged by mainstream scientists. The scientific definition of energy is “the ability to produce an effect/work/action” Effect is a product of energy, and the change caused by the effect on the recipient is perceived as new “information.” In a simplified manner, we can refer to energy as effect or information-they can be used synonymously.

Energy transforms itself from one form to another. We perceive it through its manifestations such as electricity, magnetism, heat, and gravity without really knowing the essence of what is manifesting in all those forms. The definition says that it is only perceived through its effects. We can measure many of those effects and quantify them with our scientific instruments. In mainstream science, however, the false assumption that we should only acknowledge what we can quantify through measurement with a scientific device prevails. This erroneous worldview is creating a wide gap between mainstream science and holistic natural practices. The definition of energy is actually very simple to understand as the effect something has on something else. So energy is synonymous with effect. Once we use the term effect instead of energy, we are handed a key that opens new horizons of understanding.

The first thing that becomes evident is that the best way to perceive an effect is through the human being or other living system that is affected. The human brain has several modes of sensory perception of different vibratory ranges as well as different types of waves. The effects of the sensory organs on the nervous system are processed differently in different areas of the brain. The eye captures one range of vibration of electromagnetic waves and the effect is transmitted to an area in the brain that transforms the different effects on the nerves as colors.

Similarly, in another vibratory range, compression waves are captured by the ear and transmitted to an area in the brain that transforms the different effects on the nerves as sounds. Colors, musical notes, and other sensory perceptions are qualities produced in respective areas of the brain in reaction to undifferentiated effects on the nervous system. In the databank of the brain, they are given meaning and combined to form a three-dimensional picture of perceived reality that is projected outward to form our world on the invisible canvas of the total absolute reality from which it emerged. The infinite range of the total absolute reality also affects us on minute subtle energy levels within the unconscious realms beyond our sensory perceptions. This is the domain of the laws of nature interacting with our biological system governing organ functions.

On another level, each organ and cell within our body has a different dimension of sensory perception of its own that is different from ours. Immune cells, for example, will have sensors specially attuned to the detection of viruses that we do not perceive. The immune cell will therefore not have the same perceived reality that we do. There is a hierarchy of several perceived realities that exist within us.

### **The Human Qualitative Measuring Instrument**

The subtle energy system of the body is in resonance with the whole universe in a constant information exchange. It is part of the universal symphony. The ability to tune in by directing the awareness to any object makes the body a perfect measuring instrument for the quality of effect of any type of energy. Taking the musical string as an example, each mathematical proportion on the string length when struck produces a certain wavelength that is perceived by the brain as a musical note. The brain translates the wavelength, which is a quantitative emission, as a quality in the form of a sound or a musical note. The human sophisticated instrument is measuring the effect as a quality.

The sensory organs of the body interact with certain vibrational ranges that affect the physical energy levels of the nerves, but there are other levels of the human subtle energy system that can also be affected. As

an example, our feelings and thoughts work on emotional and mental levels of energy that are beyond the access of our sensory perceptions, Emotional and mental subtle energy exists in multilevel interconnected systems within the smallest to the largest components of our physical body. The emotional and mental waves are compression waves that travel faster than the speed of light, because they are not bound by that speed, as are all kinds of electromagnetic vibration. That means that organs on all levels are directly affected by any external emotional and mental stimuli without being restricted by the sense organ ranges, This extrasensory interaction can be perceived by its effect on the body functions. No mainstream scientific instrument as yet can measure effects from the physical through the vitality, emotional, and mental levels all the way up to spiritual dimensions. However, the human energy system provides us with the ability to measure all vibrator ranges and wave types from zero to infinity through their quality of effect. It is truly a multidimensional measuring device.

### The Multidimensional Universal Living Subtle Energy System

When speaking of musical notes as qualities, we are led into a world where qualities repeat themselves on all ranges as in musical octaves on a piano. In the Physics of Quality within the science of BioGeometry, the musical notes or colors are manifestations of an abstract repeating qualitative scale. We use geometric shapes that resonate with the planes of nature (Fig. 2-1) with special pendulums (Fig. 2-2) as well as the “BioGeometry Archetypal Ruler” (Fig. 2-3 ruler and sub-plane strips) to make qualitative measurements in the planes and subplanes of nature (physical, vitality, emotional, mental, and spiritual) to conduct research and develop holistic multidimensional solutions.

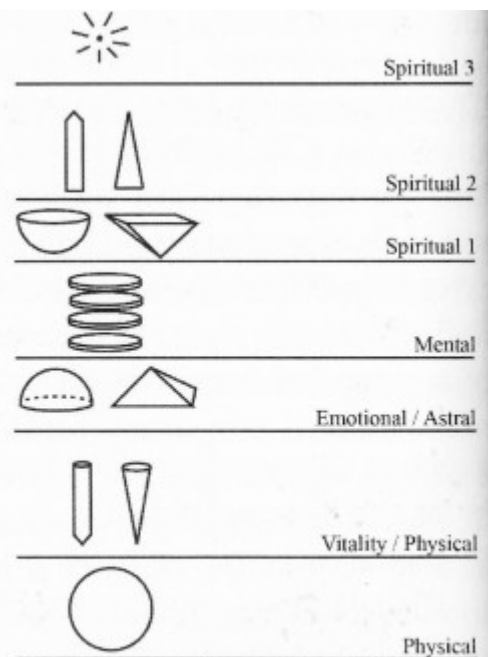


Fig. 2-1. Geometric Resonance with Planes of Nature




Fig. 2-2. Pendulums Set for Research in Planes of Nature




Fig. 2-3. Human Archetype Ruler with Planes of Nature Strip in Place

A new concept of resonance of qualities connects everything in the universe to form a unified qualitative system in which all parts are communicating and exchanging information. This unified information system is not bound by our time-space dimension, it links past, present, and future as well as other dimensions. This resonance occurs on all levels from physical through vitality, emotional, mental, and spiritual levels to form a multidimensional unified living subtle energy system in which we find all the attributes of life or living laws of nature. We are all cells in the body of this multidimensional being. Within this universal being, every physical shape is a quality. So whatever form energy takes, it will still contain all the information of the whole system with all its attributes of life.

The Pythagoreans, expressing the Ancient Egyptian worldview, demonstrated that the musical proportions arising from the natural cyclic divisions on a string were in resonance with the laws of creation. Architecture, using the proportions of music, became a central point in the universal symphony of creation. In this sense, the building resonated with the universal laws of the living powers of nature. Within this worldview, when architecture expresses the musical notes, the result is a living symphony in which every note is self-aware of its place in the whole symphony, while at the same time including the whole symphony within it. The material shape is just a front to the higher living dimensions of that symphony making it a living universal being. The building created a multidimensional portal of communication through which the powers of nature manifested.

To ensure the portal function, inherent in its architectural design, the location upon which to place the building had to be carefully chosen. There are certain locations on the Earth that have a very special energy quality that acts as a type of multidimensional portal that enhances extrasensory communication and holistic healing. These spots are the subtle energy wormholes that connect to other dimensions. Due to their very special qualities, these places became the sacred power spots since the dawn of humanity. This very special energy quality played a major role in rituals and was at the center of everyday activities throughout

history. Urban planning in ancient civilizations was based on patterns connecting sacred power spots and distributing their energy quality into all parts of the community.

This special energy quality has been detected and measured in BioGeometry through three main quality components, it is thus referred to as BG3. The BG3 energy quality of sacred power spots its on all the planes and subplanes of nature and as such addresses, balances, and harmonizes their qualities leading to a holistic harmony in every aspect of life. It is also found in some sky locations and at certain times all over the sky. It is also generated by spiritual activities. This energy quality plays a centering, harmonizing balancing role at the core of the forming process in nature through a transcendental connection to higher archetypal dimensions. BG3 is the cornerstone of the BioGeometry design language that differentiates it from all other schools of the “Energy of Shape.” It gives BioGeometry its unique harmonizing and healing properties and the ability to provide viable solutions to environmental problems.



## Chapter 3:

### Assessing Subtle Energy Quality

The physical body is in constant qualitative interaction with personal and collective vitality, emotional, mental, and spiritual levels. To contain all the vibrational levels of the planes of nature, the container, which in this case is the human body, must enter into resonance with all aspects of the contained. The shape and functions of the physical body give an indication of the state of the other levels in an individual as well as in a collective way. As outlined below, body senses, shape, and functions can be used in many ways as indicators for information on the effect of any object or person on our subtle energy system.

#### **Observation**

Observing objects can give an idea of the subtle energy quality of the object itself or its environment. By looking at a piece of fruit, for example, we can get information about its subtle energy quality expressing freshness or decay. The shape and color of natural things give some indication about their subtle energy quality. As an example, observing a person's posture, skin texture, and other features, usually gives a general indication about that person's health.

In ancient times, the choice of a location for a temple or a city was based on observation of certain aspects of the area. Birds flying in formation will usually circulate a few times above a good energy location, as in the case of a sacred power spot, and then resume their original formation. If the subtle energy of the location is disturbed, the birds will scatter for some time before returning to their original formation. Some animals, like camels, are drawn to the good spots. Milk and meat left on those spots will not ferment or rot. The quality of meat, especially the liver, of animals left in the area, for a week or so, was also used as an indicator of energy quality. The vividness and luster of the color of plants as well as

the water content of the leaves is also a good indication. The freshness of natural springs is also an indication of subtle energy quality.

### **Self-Observation**

The first type of use of the human instrument is through direct observation of the reactions on the physical organ level or on emotional and mental levels. The changes give us an idea about how something is affecting us. Even though, there is always a possibility of subjectivity and autosuggestion that the effect is real. The reaction is either felt directly on any of those levels or as an intuition. In general, however, we should pay attention to our intuition as it is based on an effect on the subconscious level.

### **Intuition**

Intuition and other forms of psychic activity can be valuable precursors for scientific investigations leading to new discoveries. On their own however, conclusions based on intuitive and psychic methods can be affected by autosuggestion, habits, or sensory effects, they must therefore be corroborated by scientific evidence.

### **Body Reactions**

One can also test the body reactions to determine the quality of effect on our body. Muscle testing such as in kinesiology is often used. One can use the Chinese pulse detection system in which measuring the pulse on twelve points of the wrist indicates the changes in organ functions. This is a very efficient system when used by a skilled practitioner, however, it can have some degree of subjectivity.

### **Dowsing**

Dowsing with pendulums, rods, or other types of devices can be used to enter into a dialogue with the subconscious through a form of yes/ no reaction indicated by the direction of movement. This is however a psychic method prone to autosuggestion.

## Physical or Harmonic Radiesthesia

The BioGeometry method of Physical Radiesthesia is based on qualitative aspects of Pythagorean universal harmonic string theories, a temple science of Ancient Egypt. It uses physically calibrated instruments of radiesthesia in the form of pendulums or antennas that can be calibrated through string length or angle according to qualitative scales such as colors, musical notes, number, or angle qualities (Fig. 3-1). In BioGeometry, there are also instruments that can be calibrated to differentiate measurements on the different planes and subplanes, so one can detect the cause on any of the physical, vitality, emotional, or mental planes. This is the most advanced qualitative measuring system. The manual from the BioGeometry Horizontal and Vertical Pendulum Set is included in APPENDIX D to serve as an introduction to BioGeometry tools.




Fig. 3-1. Horizontal and Vertical Dial Pendulums Calibrated According to Angle Qualities

## Diagnostic Devices

Diagnostic devices and lab tests can be used to show subtle energy effects on biological systems. In BioGeometry research, we use medical instruments such as electrocardiogram (ECG) and electroencephalogram (EEG) machines to record the electrical activities of the heart and brain respectively. Biofeedback devices are used to assess the effect of any interaction on the body. As an example, we have used biofeedback measurements in our car research (Fig. 3-2) and in testing the effect of the “Sirius Odyssey” musical CD.

We have also on many occasions used different types of energy diagnostic devices such as The Gas Discharge Visualization camera system of Dr. Konstantin Korotkov, based on Kirilian technology; the BioPulsar from Auralight Germany, which has sensors on the acupuncture points and reflexology zones that detect the electrical activity of the organ functions; and ETAScan and Oberon bio-resonance devices.

We have also used infrared photography in our cell phone research to analyze the thermal effect reduction achieved using BioGeometry and BioGeometry Signatures shapes.

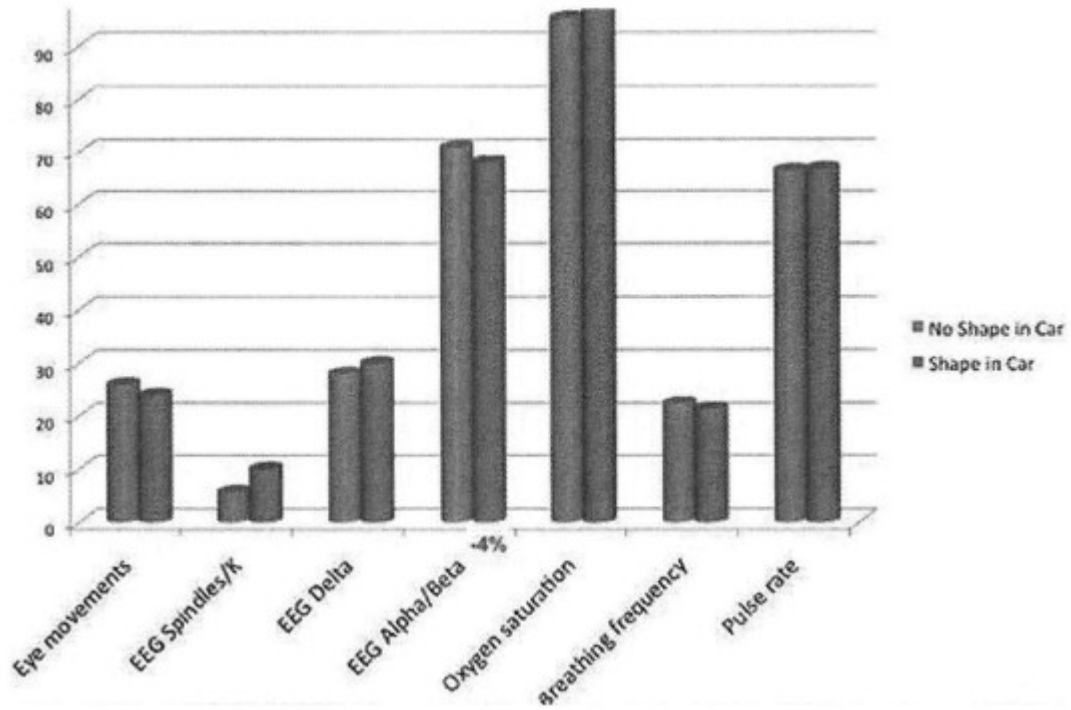


Fig. 3-2. Results Testing BioGeometry Shape in Car to Reduce Driver Stress at Start of Race. Increase of Delta indicating relaxation and decrease in Alpha/Beta indicating less excitation. Decrease in eye movement and breathing frequency with increased oxygen saturation indicates less stress.

Conventional medical laboratory tests can also be used to measure sustainable results on body functions. In the Egyptian National Hepatitis C comparative study at the Faculty of Pharmacy, Al Azhar University, results were evaluated using liver enzymes testing and polymerase chain reaction (PCR) viral clearance testing. In another study, laboratory testing for serotonin was used in a study on the effectiveness of BioGeometry Signatures in restoring serotonin levels in depressed mice (Fig. 3-3).

Number	Control	Depressed Rat	With BioSignature	With Sildenafil	With Sildenafil & Atropine	With Atropine
1	80 ng/L	45 ng/L	70 ng/L	63 ng/L	57 ng/L	45 ng/L
2	75 ng/L	42 ng/L	60 ng/L	64 ng/L	59 ng/L	39 ng/L
3	74 ng/L	38 ng/L	65 ng/L	69 ng/L	60.5 ng/L	38 ng/L
4	76 ng/L	40 ng/L	62 ng/L	71 ng/L	59.5 ng/L	43 ng/L
5	82 ng/L	41 ng/L	63 ng/L	68 ng/L	58 ng/L	45 ng/L
6	88 ng/L	38 ng/L	60 ng/L	60 ng/L	59 ng/L	48 ng/L
7	85 ng/L	43 ng/L	58 ng/L	61 ng/L	60 ng/L	39 ng/L
8	87 ng/L	39 ng/L	59 ng/L	66 ng/L	55 ng/L	40 ng/L
9	79 ng/L	40 ng/L	60 ng/L	67.5 ng/L	62 ng/L	39 ng/L
10	92 ng/L	43 ng/L	69 ng/L	57.5 ng/L	61 ng/L	41 ng/L

\*BioGeometry Energy Treatment Vs. Pharmaceutical Drugs Regarding Serotonin Levels

Fig. 3-3. Comparison of Results Using BioGeometry Signatures in Interior Design vs. Pharmaceutical Drugs

This research was done in 2014 as part of a doctorate thesis at Helwan University, Faculty of Applied Arts. A study at the Egyptian National Research Center used tissue analysis in research to evaluate BioGeometry's protective role in regard to chemical pollutants and low levels of radioactive radiation from building materials.

### Statistical Analysis Questionnaires

The quality of life assessment is usually done through questionnaires that are used for statistical analysis. In the electro-sensitivity projects in Switzerland in the regions of Hemberg, St. Gallen, and Hirschberg, Appenzell, a standardized twelve-page "Electrosmog Questionnaire" used in Germany and Switzerland to assess the quality of life was used to statistically evaluate the results of the BioGeometry intervention (Fig. 3-4). The survey was conducted by Dr. Yvonne Gilli of the Parliament through the Building Biology Information Organization GIBB in St. Gallen.

There are many other ways and devices for assessing the effects on the human system within mainstream medical or psychological fields as well as in many alternative fields. In this paradigm, the human being is

the center of all energy quality measurements of effects on biological functions and total subtle energy system with all its levels.

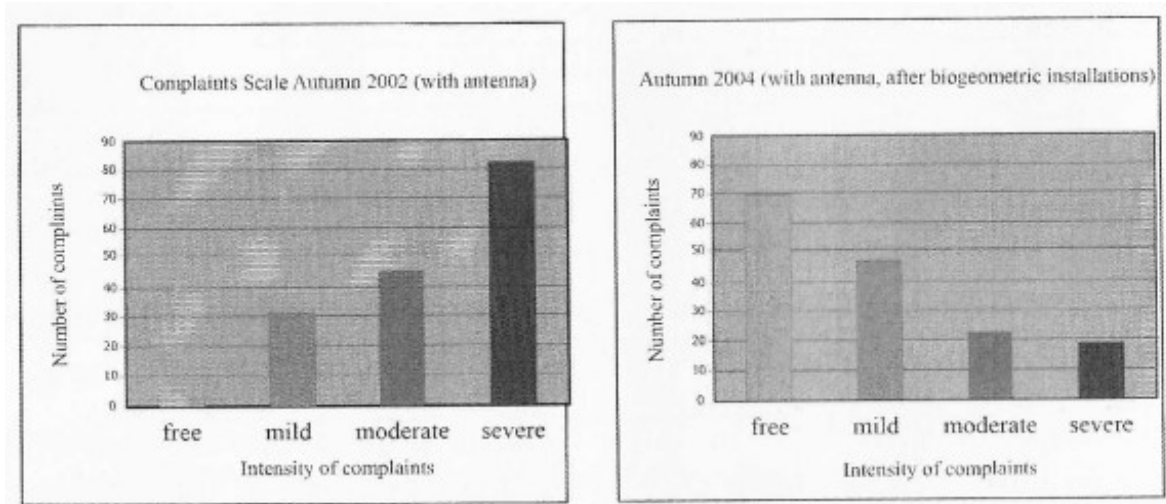


Fig. 3-4. Hemberg Project Study Results Show Improved Quality of Life Sustained Two Years Later

## Chapter 4: My Journey in Subtle Energy Healing

In 1970, I was appointed as an architecture and planning consultant to the Minister of Health, Dr. Mahmoud Mahfouz, MD. He was a great thinker and scientific philosopher, who played a major role in my life, and has always put his political weight and scientific credibility behind my achievements in BioGeometry. Dr. Fawzi Soliman, who was at the time Director of the Museum of Ancient Egyptian Medicine, approached me for the renovation of the Sakakiny Palace, a historical building that was converted into a museum. At the Museum of Ancient Egyptian Medicine, I also met Dr. Khalil Messiha, a medical doctor and Egyptologist. These two very special people introduced me to different aspects of Ancient Egyptian knowledge and healing methods. They also introduced me to scientific French radiesthesia.

Through the years, I have studied and worked with many methods related to subtle energy, healing, and spiritual development. I studied Chinese and Indian subtle energy anatomy of the body, several systems of body postures, homeopathy, Bach flower remedies, herbal remedies, reiki, Kabbalah, Ancient Egyptian sciences, and several esoteric and mystical schools. In Zurich, I had gotten to know the work of Paracelsus, Rudolf Steiner, Wilhelm Reich, Karl Gustav Jung, Hans Keyser, Hans Jenny, Walter Odermatt, and many others. I was deeply interested in the esoteric European influence in the arts of poetry, music, painting, and sculpture. I also had a close collaboration with Dr. Masaru Emoto, author of Messages from Water. He visited us in Egypt where we gave some joint lectures and television appearances. The research with Dr. Emoto was done mainly in the Hado European laboratory in Liechtenstein managed by Rasmus Gaupp-Berghausen. Dr. Emoto had created frozen water crystals from water placed on the Arabic calligraphy of some of the Divine Names of God. In the European Hado laboratory, we repeated the experiment with George Craupp-Berghausen, while adding the pronunciation of the letters while

holding the water cups. We tested the healing effect of the pictures of the water crystals on body organ functions (using Gas Discharge Visualization device) based on a system I had developed years earlier correlating the healing effect of pronounced Arabic divine names with body organ functions. This system is widely used today twenty years after (Fig. 4-1).

Divine Name	Related Human Organ	Divine Name	Related Human Organ
Al-Sami (The Hearer of All)	Ears	Az-Zahir (The Manifest One)	Eye Nerve
Ar-Ra'uf (The Clement)	Knees/Colon	Al-Khaliq (The Creator)	Uterus/Heart
Gal Gallalu (The Lord of Majesty)	Top of Head/ Cancer	Al-Khafid (The Abaser)	Hypertension
An-Nour (The Light)	Heart	An-Nafi' (The Creator of Good)	Bones/Liver
Al-Wahhab (The Giver of All)	Heart Arteries/ Eye	Al-Badi' (The Originator)	Hair
Al-Mughni (The Enricher)	Spinal Nerves in the Lumbar Region	Al-Qawi (The Possessor of All Strength)	Muscles/ Thymus Gland
Al-Jabbar (The Compeller)	Thyroid/Spine/ Coronary Artery/Spinal Cord	Al-Latif (The Subtle One) Ar-Rahim (The All-Beneficent)	Sinuses
Al-Basir (The Seer of All)	Eye	Ar-Rafi' (The Exalter)	Thigh
Ar-Razzaq (The Sustainer)	Stomach/Heart Muscle/Lungs	Al-Muta'al (The Supreme One)	Retinal Artery
Al-Hayy (The Ever Living One)	Kidneys	Ar-Rashid (The Righteous Teacher)	Prostate
Al-Sabur (The Patient One)	Intestine	Al-Hadi (The Guide)	Bladder
Al-Bari' (The Maker of Order)	Pancreas/ Adrenal Glands	Al-Hassib (The Accounter)	Heart

Fig. 4-1. Divine Name and Organ Function Correlation



Georg later did his MSc Thesis at the Interunivesitaires Kolleg, Graz/Seggau in Austria, 2010, using a revolutionary sound analysis technique. Further in the book, we will introduce BioGeometry Signature patterns for the “Human Attributes of Divine Names.” I have also collaborated with Georg, who is a professor of music in the most interesting research: we included BioGeometry principles in the design of musical instruments which he built to give a special harmonizing energy quality to the sound (Fig. 4-2) with amazing results.




Fig. 4-2. BioGeometry String Instrument

My long journey in the alternative healing arts gave me a very strong practical experience in dealing with subtle energy and invisible dimensions. This path of knowledge illuminated the way for me to unlock the energy secrets of ancient monuments and develop the Physics of Quality that integrated ancient universal harmonics of the Egyptian temples, Pythagorean knowledge, scientific radiesthesia, subtle energy principles, futuristic schools of physics, and cognitive sciences into a new science that put the human energy system as the main measuring device upon which all energy effects are evaluated. The Physics of Quality gave us the understanding of quality scales that enabled the measurement of the healing energy through its effect on the human energy system and its biological functions. The detection of the subtle energy quality that was at the core of healing at sacred power spots that we refer to as BG3 led to the development of the science of BioGeometry. It became the main criterion on which BioGeometry was built.

## Chapter 5: The Birth of BioGeometry Signatures

The linear artistic expression in my drawing ability, the BioGeometry design language that works with shapes as subtle energy qualities, and the subtle energy healing methods I practiced gave me the tools to study the energy of shapes and the law of Energy-Shape-Function. I eventually realized that the linear flow of energy within shape produces function. A visual example that I often use is what happens when we put a pot on the fire: we want an even distribution of energy and accordingly shape the pot to form the energy flow to give optimum function (Fig. 5-1).

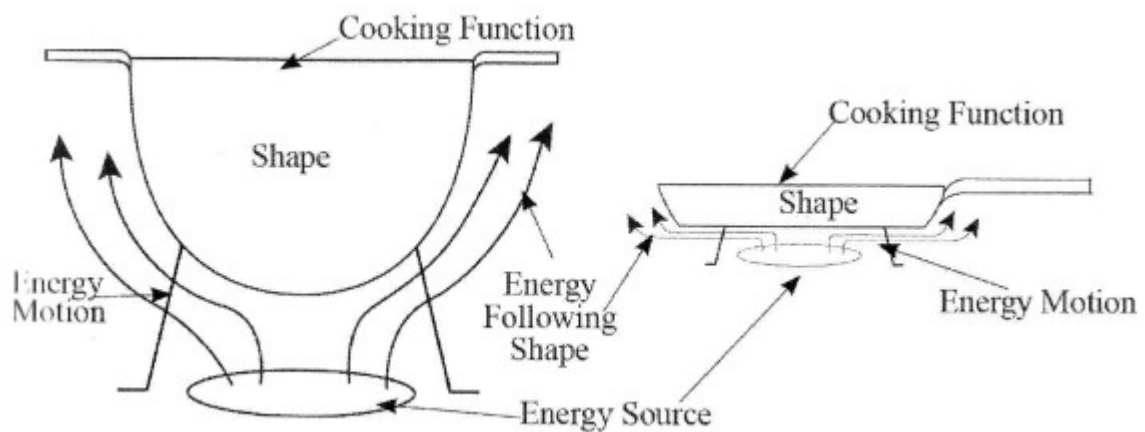


Fig. 5-1. The Shaping of Fire for Even Distribution of Heat for Cooking

With this analogy in mind, I started analyzing the body organs and detecting the linear three-dimensional multidimensional subtle energy flows related to their shape and functions. In Chinese medicine, we find the meridians following the shape of the body. This subtle energy flow relationship to the physical shape can be found on the organ level. BioGeometry Signatures were born as linear patterns resonating with the flow of three-dimensional subtle energy of the various functions of body organs to produce a quality harmonizing effect into the organ function and its energy exchange with the environment. This is a very long complicated process that is based on knowledge of

multidimensional universal harmonics and the resonant relationship between shapes, higher planes of nature, and other dimensions. The multidimensional Physics of Quality that I founded and developed through the years as a cornerstone of BioGeometry to research the harmonizing energy quality of sacred power spots and energy centers gave me the necessary tools to develop BioGeometry Signatures.

I remember the first years of development of BioGeometry Signatures. The effect was so impressive that I was not sure how people would interpret it. Dr. Mahfouz, who was in many ways one of my mentors, and who closely followed my work, advised me not to use BioGeometry Signatures publicly as their immediate effect would sometimes be hard to grasp, since it defies all mainstream scientific knowledge. He advised me to wait until people had more understanding of subtle energy.

For many years I kept my research in BioGeometry Signatures to myself, and did not want to use it publicly for fear that they might be misunderstood. The first time I used BioGeometry Signatures was many years ago, in the 1990s, when my family was living in Florida, as my children attended a professional tennis academy. I was leaving for the airport, and my wife had burned her hand. I could see she was in pain and I had a flight to catch, so I drew the Burns and Skin BioGeometry Signatures on her forearm. She did not understand what I was doing and thought I wasn't taking her seriously. A few minutes later she came back and quietly asked, "Where is the burn?" It was almost gone! I told her that it was something new that I had been researching and had so far only used it with her. She made me promise not to use whatever this was publicly, as nobody would understand. I kept the BioGeometry Signatures research to myself using it only within our close circle, and later in emergency situations, which is how word began to spread. I then felt that I had to explain the principle to preserve the integrity of the discovery. Today BioGeometry Signatures are a fundamental part of BioGeometry teaching.

To gain credibility and bypass the controversies that would arise with the use of BioGeometry Signatures, I began inviting renowned public figures in Egypt, from medical doctors to clergymen, to attend lectures

and participate in research. As the positive results became more public, the media in Egypt were intrigued and my work became “the talk of the town.” My educational and professional credentials and my family’s academic and social standing added to their interest.

Eventually, I was invited to participate in a national comparative study whose objective was to evaluate different mainstream and alternative treatments for hepatitis C at the Faculty of Pharmacy, Al-Azhar University. To make it possible to participate in a double-blind research on a significant number of subjects, we had to come up with a pendant in the form of a chip upon which we engraved the BioGeometry Signatures diagrams. This led to the manufacturing of the first BioGeometry Signatures Pendants (Fig. 5-2). Several types of herbal medicine along with conventional drug treatments




Fig. 5-2. First BioGeometry Signatures Pendant

were tested. Three hundred patients were allocated to each remedy. A couple of natural herbal treatments achieved initial success but became toxic and had to be stopped. The best result was for patients receiving conventional hepatitis C medical treatment using the pharmaceutical drug commonly used at the time. In that group liver enzyme (AST and ALT) reduction was achieved in only 25% of the patients. The relatively low percentage was due to half the patients having to stop the treatment due to immune problems. The results with the BioGeometry Signatures Pendants were surprising: in the initial phase, elevated liver enzymes were reduced to normal levels in 90% of the 300 test subjects. From this group, 75 participants volunteered to pay for PCR tests. The results indicated viral clearance for most of them. After preliminary results of the National hepatitis C study were announced on television by the Dr. Taha Khalifa, Dean of the Faculty of Pharmacy, who headed the project, we were flooded with people

seeking our help. We began manufacturing and donating pendants to poor communities with inadequate health care and eventually made them available to the public through the government publishing house, “Dar Al Maaref, that has bookstores across Egypt. Unfortunately, after the first phase of six months, the study was shelved due to external pressures and the early passing of Dr. Taha Khalifa.

## Chapter 6: Man as Spokesman of the Earth

In the book *The Gnostic Jung*, the Swiss psychologist Carl Gustav Jung categorized the development of human consciousness in four stages: primitive (cave man), ancient (historical civilizations), modern (today), and contemporary (emerging). Jung's characterization is in relation to the gradual shift from the so-called right-brain-type perception to the left-brain-type perception. This process is important to understand the different modes of perception.

Primitive man had what we refer to as right-brain-type perception with very little sense of individuality as a collective herd consciousness was dominating and was marked by a strong sense of oneness with everything in his world. It is difficult for us to imagine this type of perception, in which our individual emotions and thoughts are subordinate to a collective consciousness. Primitive man lived as part of a unified reality that extended to the whole universe. Man was an integral part of the universal mind and everything around him was a manifestation of the universal mind. The norm was that everything was sacred. Man expressed the workings of this universal mind in his interactions with everything around him. He did not just live in harmony with the environment, he expressed the harmony of the environment in his everyday actions. Man, as everything else around him, was acting out the universal laws of the powers of nature. He was nature. Like everything else in nature, man expressed these powers of nature through motion, sound, drawing, and all other forms of expression produced by the workings of the forces of nature from the depth of his unconscious. The Earth was speaking through man. Man was a spokesman for the Earth. This connection led to the detection of certain locations on the Earth where this communication was very pronounced. These locations had unique energy qualities that had a healing effect that humans, animals, birds, and all other life-forms sensed.

In many cases, these areas had natural springs or lakes with a distinctive quality of water and flourishing vegetation. These sites were portals where primitive man experienced communication with other dimensions in the form of oracles or light entities. With time, these places became the “sacred power spots of humanity”

Through this type of communication, humans were expressing the universal mind through their actions. These actions expressed the natural universal laws and transcendental knowledge. In these spots, humans represented the workings of the whole universe, very much like a drop of water from the ocean carries the full information about the ocean. The actions that resulted from this interaction produced subtle energy balance. At that time, when all human actions supported the natural harmony of the Earth, ritual was born. Ritual in all its forms played a significant role in the harmony between humans and nature, which were one and the same. We can even go as far as saying that in that stage all their actions were rituals guided by the collective consciousness and laws of nature. The BioGeometry environmental worldview aims to reawaken this perception alongside the modern left-brain-type, ego-oriented separateness to bring harmony into our troubled modern psyche. This harmonious combination was at the root of great ancient civilizations.

As time progressed, the mode of human perception slowly shifted from a right-brain-type holistic perception to an ego-oriented superlative analytical left-brain-type perception. Sacred rituals became the human way of inducing harmony in their inner and outer environment, from which they had become disconnected.

Many forms of artistic expressions became tools for restoring this lost harmony. The many methods and rituals of connection with the special subtle energy quality of sacred power spots were at the core of this essence. This resonant functional aspect of drawing, and art in general, to communicate with and restore the natural harmony in the quality of subtle energy interactions is the paradigm that produced Bio Geometry and BioGeometry Signatures.

Community activities revolved around the interaction with those revered “sacred sites” In most cases, those sites have been found to have natural springs from underground water streams that intersect at particular angles creating vortices of energy that have unique healing qualities. Those underground streams run in channels through the rocky strata of the Earth. Water diviners all over the world have the ability to find those streams. Water divining techniques are based on the fact that the human body is mostly comprised of water and therefore enters into resonance with the subtle energy fields produced by natural running water. Modern scientific tools of radiesthesia can be calibrated to find those streams that usually resonate with a Higher Harmonic of Ultra-Violet with the BG3 quality at the intersections infusing this distinctive quality to the natural water spring and the site as well. Primitive communities discovered these sites and marked them with megalithic stones in the form of “menhirs” and “dolmens” (Fig. 6-1). Those sacred power spots became places of worship, burial, healing, and oracles. Sacred monuments of all ancient civilizations were built on those spots marking them as the centers of the community. As communities and cultures developed, and even with the birth of new civilizations, those sacred spots continued to serve as pillars of the community, irrelevant of beliefs.



Fig. 6-1. (Left) Menhir and (Right) Dolmen



In ancient civilizations in which the worldly technology and spiritual sciences were one, the centers of learning of sacred knowledge were built on such spots. The bridging of the ever-growing gap between modern technology and spirituality that led to our modern divided psyche ensures the future of our civilization. The way to do that is by reviving the role of sacred power spots as the centers of our modern communities in a new practical scientific energy quality paradigm. This is the way of BioGeometry.

## Chapter 7: Ancient Forms of Healing

As early as 3000 BC, we find advanced medical knowledge in Ancient Egypt and Mesopotamia that must have been the culmination of a development that goes back much earlier in shrouded history. As an example, we find that delicate brain operations were performed in that era. In 1862, the American Egyptologist Edwin Smith discovered a medical papyrus from 1700 BC that was a copy of a much older manuscript from the pyramid age around 3000 BC or earlier, which was translated and published by the English Egyptologist James Henry Breasted in 1930. It described forty-eight medical cases. In case six, we find the first ever mention of the brain in history. Several X-rays on mummies show brain surgeries and the surgical instruments are exhibited in several museums.

Herbal medicine was also already very advanced in those times. The term apothecary (French) or apothek (German) for pharmacy is a modern derivation of “Abu Tieg,” the name of a town in Ancient Egypt that has been known for its advanced herbal medicine and was exporting medicinal herbs to many countries since 3000 BC. This small town exists in the southern part of Egypt and still bears this name.

‘The Ancient Egyptians’ deep knowledge of the workings of the laws of nature in the plant kingdom connected them to a higher archetypal level where the perfect energy patterns behind the natural forming process upon which physical forms develop. Plant archetypes were depicted in the stylized art that represented the ideal subtle energy templates behind the myriads of forms in the physical world (Fig. 7-1). This type of art became a way of resonant connection with the archetypal laws of nature from which they could draw the harmonizing energy quality into the physical dimension. In the tombs, this concept of the living energy of archetypal forms was used to replace the physical offerings from

which the energy body of the deceased, known as the KA, replenished its energy. Tattooed markings on the body were also used by Ancient Egyptians to follow the evolution of archetypal patterns and proportion in the human body as well as for therapeutic purposes. The Ancient Egyptian Papyrus in the Turin museum in Italy shows such tattoos on the belly of women that were probably related to showing the detailed pattern in the change of shape during pregnancy.




Fig. 7-1. Art Based on the Archetypal Lotus Pattern

A very advanced form of medicine existed in the great ancient civilizations, which proves that its development from primitive ways dates back thousands of years at a time when the tribes in Europe were still living in a somewhat primitive state. Even then we find evidence of certain therapeutic methods using markings on certain areas of the body that show a good knowledge of anatomy as well as the subtle energetic patterns of the body. A case in point is the discovery of the frozen mummy of the so-called iceman in the mountains of Austria. He

was perfectly conserved in the ice and dates back to around 5000 BC. He was given the name Otzi. What is interesting is that he had about fifty markings in the form of lines and crosses on different parts of his body. They were made by fine incisions with charcoal rubbed in them, a method used in some early form of cautery. It is obvious that Otzi had undergone some form of treatment.

“One or several groups of vertical lines are located to the left and right of the spinal column, on the left calf, on the right instep and on the inner and outer ankle joint. Two lines cross the left wrist. A cross-shaped mark appears on the back of the right knee and beside the left Achilles tendon”

“..Astonishingly, the tattooed areas correspond to skin acupuncture lines. Before Otzi it was thought that this treatment had only originated two thousand years later in Asia.”

The Iceman on display at the South Tyrol Museum of Archaeology in Bolzano (South Tyrol, Italy) is one of the world’s best-known and most important mummies.

In many African countries, we find the use of markings on the skin, in a similar way as we found on Otzi, still used today. In Sudan, for example, they still practice the cautery of three vertical lines on both cheeks of the face.

Cautery was also practiced in the medieval Middle East. Ibn Sina’s famous book *Kitab al-Qanon* (The Canon) and the surgical book *AlTasrifli-man ‘ajaza’an al-ta lif* written by the Arab Andalusian surgeon, Abul Qasim Al Zahrawi (Albucasis d. 1013 AD), recommended cautery.

Cautery was often practiced based on the patterns of subtle energy flows similar to the Chinese acupuncture meridians. The Chinese moxabustion is a process in which a dried herb (moxa) is burned, either directly on the skin or just above it, over specific acupuncture points.

In the context of this book, we will look at the acupuncture points in the Chinese meridian system, the chakras (energy vortices), and the central meridians along the spine called nadis in the Indian system, from a new point of view based on the concept of the body as an open energy system in constant subtle energy exchange with the environment. We find a similar viewpoint in ancient medicine where cosmological factors were an integral part of the medical process. In principal, even proper breathing and nutrition are a form of the interaction between biological functions and the surroundings.

In BioGeometry, we deal with the quality effects of the environment on subtle energy levels of the vitality, emotional, mental, and spiritual dimensions. These levels exist in an abstract collective universal form in the environment and nourish their counterparts in the living biological systems. There is a continuous quality exchange on a subtle energy level between both individual living systems and apparently inanimate objects with the environment.

## Chapter 8: Law of Similarities from Cave Drawings to Modern Science

Modern anthropology debates the function of cave drawings between artistic expression and recording everyday events. Due to lack of understanding, cave drawings are also sometimes relegated to an early form of superstitious artistic ritual to help in hunting animals. In reality, cave drawings are products of a scientific process of observation. The keen repetitive observation of a phenomenon to understand the stages involved in its manifestation forms the root of modern science. Science, however, has become increasingly reliant on measuring devices making it easy to overlook human based observations even though they are at the heart of much of the early discoveries. Unfortunately, we have forgotten that this is the correct definition of science and have instead, under the influence and pride of modern technology, confined science to what modern devices can measure. We can therefore safely say that humans and animals innately have a scientific way of observing and understanding their environment and building their knowledge database. This may not appeal to our modern scientific ego, but we must acknowledge it to understand many aspects of the lives of ancient humans instead of relegating what we do not understand to a form of primitive expression, an excuse that has made it impossible for the modern scientific mind to grasp the richness and practicality of the environmental knowledge of ancient humanity that we can learn from to preserve the environment.

Since the dawn of humanity, humans and animals were interacting closely, in a form of right-brain-type of holistic perception, within a shared environment. When the humans observed, analyzed, and understood the different motions, postures, and sounds of animals, they found that the most effective way to communicate with the animals was through mimicking their actions to convey the desired meanings. A primordial language of communication through imitative action was

established between man and animal. This method of communication worked on two levels simultaneously: the intellectual meaning level as well as the deep unconscious psychic levels. In a way, it was more direct and communicated more information on several levels of perception than our modern day languages. This natural language exists today, although in a highly diluted way, in the shamanic traditions. This dilution is due to the fact that basic human perception has shifted to the more analytical sensory-bound so-called left-brain-type perception. The perception of oneness of man and his environment, including other humans, animals, plants, and the Earth in general, has slowly eroded. A very destructive kind of separation between man and all aspects of his environment has made us unable to perceive the workings of the laws of nature and work in harmony with them. This separation from Mother Nature, which today is a natural barrier that exists within all of us, resulted in a deep unconscious insecurity.

The ancient science of qualities that binds all parts of the universe, from the smallest to the largest, into a unified intercommunicating system was practiced in Ancient Egypt as part of the secret temple sciences. The Greek philosopher Pythagoras (fourth century BC), who is regarded in many ways as the father of Western civilization, studied in the Ancient Egyptian temples for twenty-two years and included some parts of this all-embracing science in his teachings that paved the way for modern science. Unfortunately, he could not divulge all of what he had learned because of the oath of secrecy. The concepts of resonance and harmonics in an underlying energetic pattern that is never ending was seen as a language used to enter into resonance with the NTRs (pronounced NeTeRs), or nature powers, and was reserved for those who had gone through initiation to bring down divine harmony into the everyday life of Egypt. What we refer to today as occult or esoteric sciences are in reality the unknown dimensions within our Western science. They are the qualitative aspects hidden within the quantitative world of modern science, so to say “the other side of the coin.” Pythagorean universal harmonics shed the light on some aspects of the Law of Similarities in a developed form within the sciences of Ancient Egypt and Mesopotamia and lay the groundwork for what we termed in BioGeometry the Physics of Quality, which created a holistic scientific qualitative worldview.

## Chapter 9: Plant Signatures in History

Nature provided an array of rich flora/vegetation, which was essential for the survival of the species as food gatherers, however, with time, man was able to detect the healing power of different plants and discovered a correlation between shapes of different plants and body organs. Or what we call “plant signatures.” This knowledge later developed to a highly effective plant and herb medicinal practice.

We find the concept of plant signatures in modern history in the significant works of great names that have affected the development of modern pharmacology. These are considered one of the historical precedents that played a role in the development of BioGeometry Signatures. The direct influence, however, comes from the Chinese meridian system, ancient harmonics, and most of all is the harmonizing energy quality of sacred power spots.

A brief modern history of the “Law of Similarities” dates back to the old Arab Fathers of Medicine, such as Ibn Sina (980-1037) known as Avicenna. He wrote *The Canon of Medicine* and *The Book of Healing*. Avicenna’s works laid the groundwork for modern medicine and pharmacology.

David of Antioch’s (Dawood Al Antaki, 1543-1599) famous book *Taskaret Dawood* (David’s Prescription), in which he mentions many resonant relationships of plants, is still used today by herbologists in the Arab world.

The ancient theory of plant signatures was embraced by several influential Renaissance writers. The shapes of plants or divine signatures in nature were God's way of pointing to the virtues of plants in healing.

Paracelsus, a medical revolutionary of the Renaissance, embraced the ancient doctrine of signatures in his famous surgery book (*Die Grosse Wundartznei*), published in 1537.



As an example, he analyzed in detail the shape of St. John's wort: the form of the leaves and flowers, and the fact that the flowers when purified are like blood, indicates that this herb is good for wounds.

Giambattista della Porta, a well-known playwright, was very interested in the outward appearance of plants, animals, and humans. He linked appearance to behavior. His *Phytognomonica* (1588) contains wonderful, literal images of his expanded doctrine of signatures.

Another example of the Law of Similarities can be found in “Teleological Nutritional Targeting” (the Doctrine of Signatures) in which every whole food (fruit, vegetable, and herb) has a pattern that resembles a particular organ or physiological function. This pattern acts as a signal, or sign, as to the benefit of the food to the consumer. A walnut looks like a little brain—a left and right hemisphere, upper cerebrums, and lower cerebellums, with wrinkles like the folds of the brain cortex—and walnuts aid the development of more than three dozen brain neurotransmitters. A tomato has four chambers and is red—the heart is red and has four chambers—and tomatoes are indeed regarded as good heart and blood food. A carrot slice looks like a human eye with markings resembling the pupil, iris, and radiating lines of the eye—and carrots are known to enhance the blood flow and support the function of the eyes.

The Law of Similarities that we have observed in the signatures of plants is thus a universal phenomenon that can be traced back to the dawn of humanity. More importantly, it led to the ideas that have given birth in the *Physics of Quality*: Does the shape of something affect its function, and do things with similar shapes have a form of resonant communication?

## Chapter 10:

### Introduction to the Physics of Quality

To understand the workings of linear diagrams through resonance of shape, we will introduce some of the relevant concepts from The Physics of Quality, specifically the resonance of shape and the centering energy quality of BG3. (For an introduction to the Physics of Quality, see APPENDIX C.)

In BioGeometry, we work with an expanded holistic view of the laws of harmonics, which includes a concept we refer to as the “interchangeability of scales.” This is based on the fact that the sense organs receive different types of waves, such as compression (sound) waves received by the ear and electromagnetic waves received by the eyes, which are then transmitted in a similar manner as nerve impulses to different areas of the brain. In the brain, the nerve impulses are translated according to different scales, into giving the perception of color, sound, touch, and so on (Fig. 10-1). The combination results in a complete perception of the physical world.

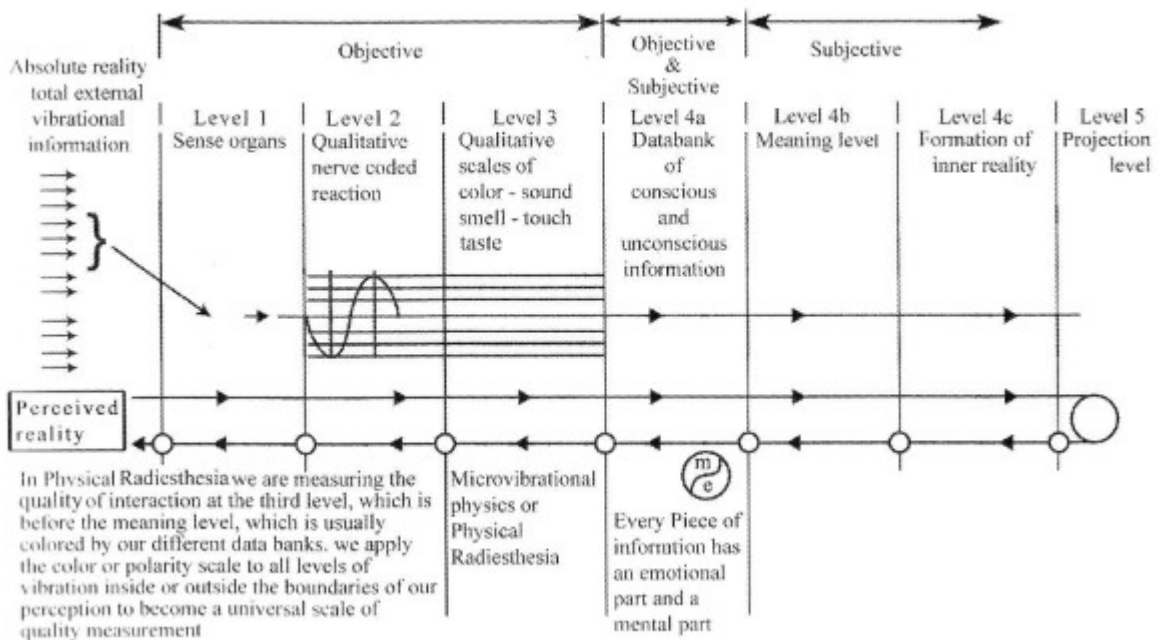


Fig. 10-1. Function Diagram of Sensory Perception

In rare cases of nervous disturbance, the boundaries are blurred, leading to a condition labeled synesthesia in which, for example, sound can produce color perception. Accordingly, dealing with multidimensional resonance across all vibratory ranges, we can translate a color, like red for example, into the musical note “do/C” or to an angle. They are all scales expressing the same thing in different languages. This means that there is a cross-boundary resonant connection between the different types of sensory and extrasensory perception (Fig. 10-2).

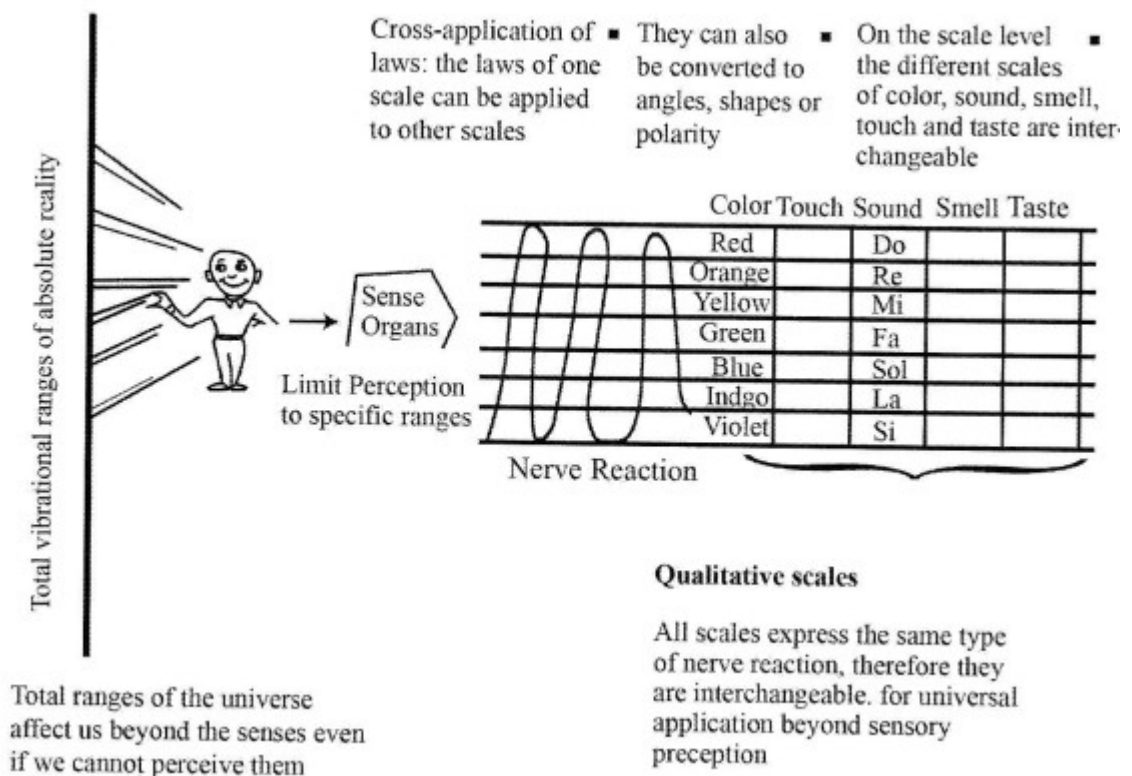


Fig. 10-2. Qualitative Cross Application of Sensory Scales

With musical notes, for example, we can observe the laws of resonance that are part of a much greater science of universal harmonics that was the essence of the research and scientific paradigm of great names like Pythagoras, Von Thymus, Kepler, Chaldni, Jenny, Keyser, and Newton.

Likewise, we find that this concept extends to the resonance between shapes. If we take the example of light going through a prism (Fig. 10-3) being refracted in several angles that produce different colors,

we can deduce that since colors are perceived qualities, then their corresponding angles must also have a qualitative component. Angles, just like colors, are also qualities. Angles are the components of shapes, which lead us to view shapes as a form of frozen qualities. This is why the ancients spoke of architecture as frozen music, because it was based on musical proportions, emphasizing the quality of shape. If the subtle energy qualities of sound and color are interchangeable, then similarly, we find that there is resonance between sound, colors, and shapes as well as patterns of motion.




Fig. 10-3. Refraction of Light through a Prism

‘This paradigm takes us to the essence of qualities at an abstract level beyond the boundaries of the sensory ranges (sound, color, smell, touch, shape, and motion) to the total ranges and dimensions of absolute reality. This higher dimension is still within our dualistic mode of perception based on the relationship of opposites. We can actually arrange those qualities in any of their manifested forms (sound, color, smell, touch, shape) around a polarized circle in relationship to the magnetic north (Fig. 104) or a BioGeometry geometric polarizer, which creates its own fixed polarization irrelevant of orientation (see APPENDIX D:

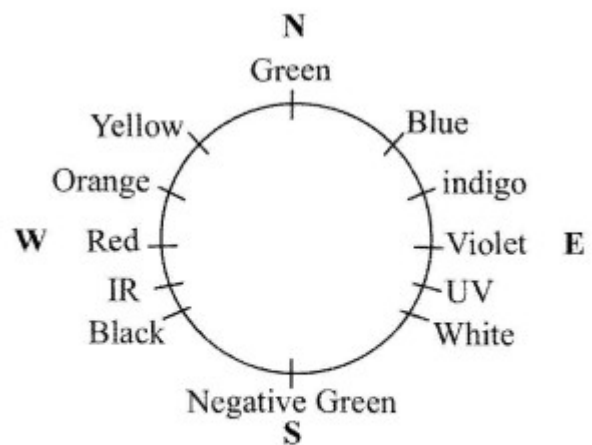


Fig. 10-4. Distribution of Colors in French Radiesthesia in Relation to Magnetic North

The BioGeometry Vertical and Horizontal Dial Pendulum Set). This demonstrates. to us that there is an underlying law governing the order of

energy patterns in our universe. This is what we term the forming process in nature.

To understand the forming process in nature, we have to move to a higher level that keeps the qualities on the circle in perfect balance: this is manifested through the center of the circle that transcends the duality of time and space. The true center, within a hierarchy of centers within each other, can only be accessed through its effect on subtle energy quality. We have detected those effects through the three complementary quality components that we have labeled BG3. 'This BG3 quality is the harmonizing centering agent of perfect balance in the forming process of nature. It ensures the harmonious development of any living system within its environment on a multidimensional energy level (physical, vitality, emotional, mental, and spiritual). The BG3 subtle energy quality is the cornerstone of BioGeometry. This is the basis of the multidimensional energy system of BioGeometry.

We shall see how we can make use of this resonance of shape and discover new dimensions in the energy patterns of the functions of organs in energy systems.

Modern science is bound by the limits of the quantitative measuring abilities of its devices. In a science of quality, which uses qualitative measurement scales, the field of action is boundless. The ancient science of "universal harmonics" was revived in the 1950s by one of the twentieth century's leading scientists, the Swiss Hans Kayser in his monumental work *The Textbook of Harmonics* (Basel, 1950), the resonance between musical strings takes on a new dimension as a universal base for qualitative science.

If you take the resonance of a string, for example, the string will resonate with all string lengths half and double its size. This phenomenon is not confined to the limited string lengths of a musical instrument. At one point this resonance will travel beyond our perceived reality and resonate with higher planes and other dimensions. When using the correct resonant shapes, sounds, and motions, the resonance that occurs on higher levels will in turn bring harmony into the energy

quality of our system. The universal boundless communication of qualities is achieved. This is one of the cornerstones of the Physics of Quality at the core of the science of BioGeometry. It allows the flow of information from the tiniest to the largest systems in the universe. To use a metaphor here, we can look at mainstream science as the analysis of a musical note down to the smallest detail of frequency, wavelength, amplitude, and so on. On the other hand, qualitative science will look at the relationships and proportions between all of the above as well as the place of the note within the overall composition of the symphony as the interplay of qualities resulting from the relationship of the notes to each other and to the proportions of empty intervals between them. The symphony is perceived and appreciated as a whole. In this context, qualitative science accesses and communicates with all dimensions of the universe. Within a living energy system, the note becomes aware of itself and its place within the living universal symphony.

When using qualitative scales of color, based on the Physics of Quality, we can detect anything in any vibratory range beyond that of visible color based on its resonant color quality. Accordingly, we understand that the color we perceive is a vibration that has resonant relationships of quality throughout the vibratory scale beyond the sensory ranges. ‘This method of categorization based on qualitative scales brings things within the smallest dimensions in the universe in communication with all levels up to the largest to form a unified universal artistic masterpiece.

This cross-boundary multidimensional form of communication through the expanded perception of the Law of Resonance opens very interesting possibilities for the application of the Law of Similarities into every aspect of our lives. A very interesting aspect of this resonance phenomenon is the effect that shapes, color, sounds, odors, and textures have on the subtle energy level of our biological functions. The shapes of objects in our environment are in resonant communication with our body organs and biological functions. This phenomenon opens new paradigms in any discipline that uses shapes.

This expanded worldview of boundless connectivity and information exchange opens new ways of understanding the underlying relationships

between all things. As an example, we can find shape resonance between kidneys and ears that suggest some sort of a relationship. The resonance of shape explains the relationship between body organs and plants described in ancient schools of herbal medicine (e.g., brain and walnuts). This resonance-shape relationship can be expanded to include other organs (e.g., the subtle energy functional relationship between brain, testicles, and ovaries). We can also envisage a relationship between the heart and the womb.

One can easily observe plants and use some form of muscle testing, such as kinesiology or physical dowsing methods (resonance detected through string length or angle calibration as in the BioGeometry Dial Pendulums) to discover a relationship with body organs of similar shape. Based on the resonance of shape, one can actually substitute a picture or drawing of the plant or body organ for the real thing and still find the resonant relationships.

There are two main ways that we enter into resonant communication with shapes. The first is proximity, where both subtle energy fields touch or merge. The second is through observation in which the object enters our field of awareness. These ways can be used to allow the BioGeometry Signatures to enter into resonance with living energy systems. The BioGeometry Signatures Pendant, which is worn on the body, allows for the resonance between the linear diagrams on the pendant and the internal energy flows through proximity within the subtle energy field of the body.

## Chapter 11:

### Resonance, BioGeometry Signatures, and BG3: Putting It All Together

Many experiments have been conducted to demonstrate a synchronization of brain waves between people working on similar projects, topics, or even thinking of each other. Similar synchronization happens when any one of the senses is tuned to any object. The senses receive and emit information with every perception to create our perceived reality and project it on the fabric of the unperceived total absolute vibrational background. In general, our five senses are continuously exchanging information with everything within our perception that is in essence a sensory projection. In other words, we must recognize that we carry a certain responsibility toward everything we are aware of through our five senses due to the quality of conscious and unconscious information we are receiving, processing, and projecting. This means that the quality of our conscious and unconscious content is projected onto other subtle energy systems within our perceived reality and plays a role in their evolution. On the other hand, the unconscious levels are also in a resonant communication with the whole universe. We must therefore maintain a healthy energy quality, on conscious and unconscious levels, to have a beneficial effect on our surroundings. The same applies to the exchange of information with everything within our imagination: whatever we imagine affects us and is just as affected as what we perceive through our senses. When we imagine, we are bringing the object or vision of our imagination into our awareness and accordingly enter into resonance with it. This not only affects us, but also changes the subtle energy quality of what we are imagining. Our sensory perceptions as well as our imagination are constantly affecting the evolution of other systems. How can we protect other systems from the unresolved conflicts deep within our subconscious levels that we might not be even aware of? The only way to ensure that is to use the BG3 balancing energy quality of sacred power



spots through spiritual rituals and use such sciences as BioGeometry to become agents of a healthy development of other systems in the environment. Our environment in this context is not only the whole universe, but also other realities that we are not even aware of but with which we have a multidimensional resonant connection.

The Law of Similarities in its expanded concepts plays a major role in communication between all subtle energy systems in the universe. It plays a role in the collective development of all species. It is at the core of the language of nature. By acknowledging the Law of Similarities in its full cross-boundary universal form, we find ourselves in the world of universal harmonics, this great science that gives us the key to understand and work with the laws of creation in the universe. In this sense, the musical scales are not only tools to produce a form of entertainment but a way of entering into communication with the laws of creation as manifested in the powers of nature, that the Ancient Egyptians called NTRs (pronounced NeTeRs), this is actually the root of the word nature in several modern languages. The hidden secret within the science of harmonics, which was the main reason for this communication, was not only to connect with the different qualities of the powers of nature but to use them to open the doorway to the divine level beyond the duality of time-space that balances and holds all the qualities to form a unified universal living system. In BioGeometry, we connect to this energy-balancing quality, BG3, to introduce its harmony into whatever design we create. The modern revival of universal harmonics somehow misses this point, which is at the center of the forming process in nature. The practical spiritual centering that was the cornerstone of the temple sciences of Ancient Egypt is not accessed. Johan Kayser himself, in his last work Organon, addresses the spiritual context only in a symbolic way. Contemporary architecture, for example, seems very advanced and sophisticated with its adoption of all the accomplishments of modern technology, but in reality, it is void of soul and energy of life. Johan Kayser addresses this point in his book Akroasis, where he explains that the integration of the golden ratio of 1:1.6, the cornerstone of modern sacred geometry, on its own will introduce harmony into the building, but will only have

limited resonance with totality of the laws of creation. According to Pythagorean harmonics, it needs all the other proportions of music to have full resonance with the laws of creation and bring all the attributes of life into the building. We must reintroduce the qualitative side of architecture into the quantitative evolution we have to achieve both spiritual and material excellence.

BioGeometry Signatures as an integral part of the science of BioGeometry must follow the main criterion of having BG3, the subtle energy balancing quality at its living core. This brings us closer to understanding the true essence of BioGeometry Signatures as having one foot in the communicative aspects in the Law of Similarities and the other in the energy balancing quality found in sacred power spots. In other words, BioGeometry Signatures use two levels of resonance: one level resonates with subtle energy patterns of the shape of the organ, and the other level communicates with a higher dimension to introduce balance into biological functions.

## Chapter 12: Environmental Aspects of the Body's Energy System

The subtle living energy exchange concept that we use to understand the Chinese meridian system and acupuncture points is from a BioGeometry perspective a new holistic paradigm of unity between man and the universe. In this context we can understand how the subtle energy running through the meridians is in constant interaction with the environment and is constantly sending information to modify the organ functions.

Let's look at the meridian system on the body's periphery metaphorically in the language of an architect. In a very simplified analogy, we will take the house to represent the body. The doors are there for one to move in and out of the house into the surroundings and to bring things into or take things out of the house. The windows enable one to gather information about what is happening outside and to bring outside light and air into the house if needed. There are, of course, other systems in a house, such as water and electricity that can be compared to other bodily functions, like respiratory and digestive. The body, or the house, is therefore an open energy system in continuous exchange with the environment. Every biological function in the body, which is the house, is affected by the information from looking outside through the doors, windows, and other openings, in this case the physical openings, as well as the energetic connections such as chakras (energy wheels of the Indian system), or acupuncture points of the Chinese meridians on the periphery or walls of the house. The biological organ functions are using these windows to perform their tasks while taking into consideration what is happening outside. The biological functions are in perfect synchronization with the external environment forming a single unified energetic system that extends to the movements of the sun, moon and the planets including the motion of every star in the universe. This environmental view of the body as a house is in complete accord with the existing essence of the Chinese meridian system, which goes far

beyond using the needles on the points to adjust the inner organ energy functions. When there are problems in the house, having access to them from outside through the doors and windows is vital. In BioGeometry, however, we will travel further along the road of environmental harmony that plays a very important role in supporting the proper functioning of the biological organs by taking into consideration all the environmental information without which they would lose their perfect balance. The walls of the house that incorporate the windows and doors must be seen as a very important communication layer where the exchange of information between the inside and outside takes place. In many cultures, the skin is regarded as the keeper of information on every aspect of our lives. The concept that our skin speaks to the universe, yielding it all our inner secrets, is not farfetched. Nor, on the other hand, is the concept that our skin draws the entire information of the universe into our hearts. This is the energetic right heart described in mystical traditions. In the Arabic language, there are several names for the heart, each describing a different level: while “Qalb” means heart or inner core, “Lob” and “Fouad,” for example, refer to higher non localized dimensions of the heart.

Our research has shown that the quality of energy within a person’s meridians changes in relation to the direction the person is facing, depending on the angle between the body’s axis and the north-south axis of the Earth. The meridian energy quality can also be affected by Earth radiation, electromagnetic fields, as well as environmental and cosmological factors. As a vibratory energy flow, they can also be affected at a distance through resonance. On another level, the proportions of shapes in their surroundings can affect the quality of the meridians. In this aspect, BioGeometry and BioSignatures shapes restore the harmony of the energy flow within the meridians. If from this new perspective, we examine the subtle energy relationships of the Chinese system of acupuncture, we will find new doors open to us as we study the environmental aspects of the meridians.

In the Indian system with its energy centers (chakras) and the energy paths joining them, we discovered new BioGeometry resonant relationships

between the chakras and the body shape. Using different postures of the body on a wooden artist's model, we could recreate the chakras on the model, showing that they are a hierarchy of geometrical centers that can be activated by the geometrical configurations of different postures. The extraordinary discovery that the shape of the body was a main factor in the creation of these energy centers and their function led to interesting new experiments in which we used certain postures on the model to amplify the effect of each chakra and then used the model to achieve resonance with subjects in the room to activate their corresponding chakras.

The shape of the human body recreates the archetypal energy patterns of which the human body is a physical manifestation. It holds many secrets in its configuration that enable it to resonate with all the planes of nature through the geometric composition of its components. We have developed special tools to work on all levels of the human subtle energy system (vitality, emotional, mental, and spiritual) of the soul and spirit. The archetypal BioGeometry Ruler has been designed on the basis of the human archetypal template to measure BG3 qualities on all levels of the planes of nature (Fig. 12-1).

Within this paradigm of universal unity within the science of BioGeometry, we find the fascinating world of BioGeometry Signatures, which allow us to balance the subtle energy functions of the various organs of the human body.

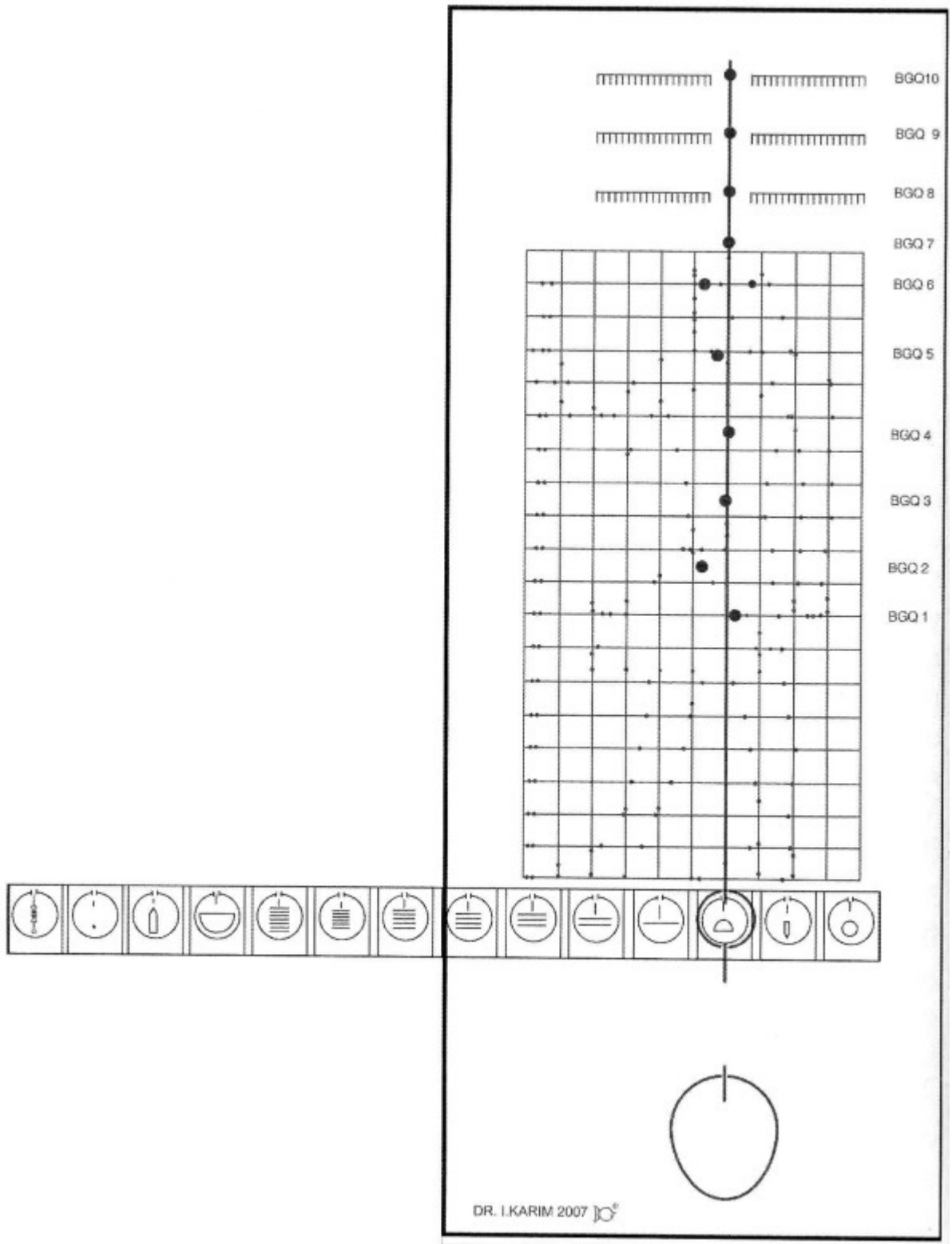


Fig. 12-1. Human Archetype Ruler with Planes of Nature Strip in Place

## Chapter 13:

### Peripheral Energy of Shapes

The energy of geometrical shapes is a form of interaction with an all-prevailing background energy, sometimes referred to in ancient times as “ether” This background is full of different types of matter, energy, and information in an immensely active energy soup in which we make new discoveries every day. We will therefore use the term ether as a general term to refer to this state.

‘The ether is a background energy that is on a primordial level and not to be confused with the concept of the zero-point field at the base level of the electromagnetic universe from which everything material emerges. The ether contains many dimensions of non-electromagnetic energy patterns, some of which are moving beyond the speed of light. The ether contains levels of emotional, mental, and spiritual energy that are at the essence of all living systems. Shapes interact and exchange information with this background energy weave, making all shapes living qualities within the environment.

This living ether will flow along open-ended linear objects. Wires, strings, pipes, boundaries, and other linear patterns can channel this energy. In general, the peripheral energy along the boundary of all shapes is in constant interaction and information exchange with the energy levels of the ether connecting their main central energy with the environment. It is this peripheral energy level that is at work in the resonance between similar shapes through the medium of the background ether.

To demonstrate the resonant connection between similar shapes, we can take an anatomical three-dimensional model of the heart, or even a drawing, and bring it into the human energy field creating resonance with the human heart. The model does not emit any form of energy, but when it is placed in a human energy field, the subtle peripheral energy

of the human body will flow along the shape of the anatomical figure. This motion will enter into resonance with the motion of the subtle energy field that is traveling along the periphery of the similarly shaped internal body organ. In other words, a model of an organ enters into resonant information exchange with the corresponding organ. With this solid heart model, we can only create a resonant connection with the peripheral energy of the organ, as it does not take into consideration all of its internal functions. Using an anatomy diagram with internal cross section we can take the resonance deeper into the organ and trace the subtle energy patterns of the internal sections of the organ (Fig. 13-1), which each have a distinctive energy quality. In this, we are accessing

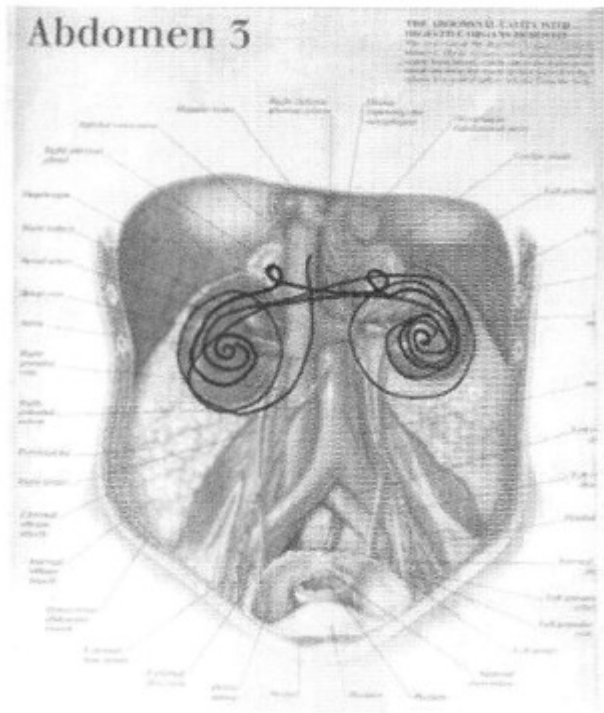


Fig. 13-1. Abdomen Anatomy Diagram

all energy dimensions behind the shape and function of the organ. It must be understood that such research is only possible when using instruments that can differentiate these qualities within the organ.

Anytime there is a boundary between two things, we find a communicative energy quality called “Negative Green” in French Physical Radiesthesia, which results in information exchange at the periphery where two objects meet. When two objects enter into each other at their boundary creating a double interface (Fig. 13-2) BG3 is produced. This is one of the principles found in many historic sacred buildings, and revived in BioGeometry architecture, where a double interface border is used to produce BG3 between the boundary of a building and the sky.



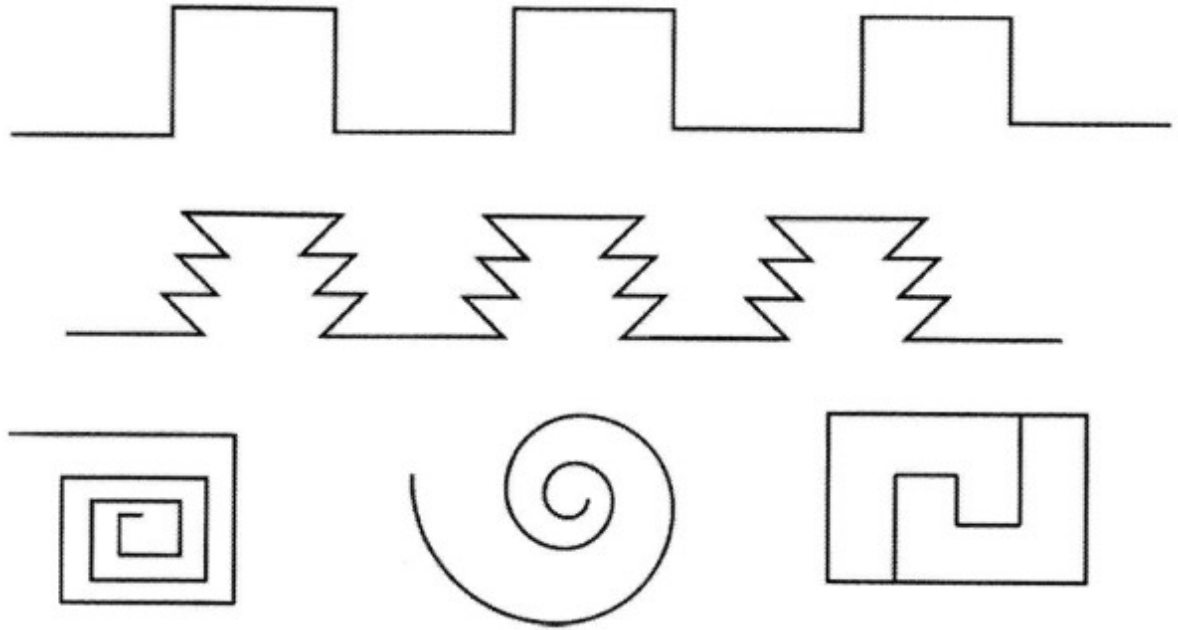


Fig. 13-2. Double Interface

The boundary interaction of all natural shapes on a microscopic level with the ether inherently includes this double interfacing quality at their boundaries, while in man-made boundaries, the communicative boundary lacks the total harmony of the natural counterparts. In BioGeometry and BioGeometry Signatures, the boundaries with the environment have the BG3 quality inherent in natural boundaries.

## **Part II**

## Chapter 14: Understanding BioGeometry Signatures

Deciphering the subtle energy codes of shapes in nature is what BioGeometry and BioGeometry signatures are all about. In BioGeometry and BioGeometry signatures, we are speaking about design principles related to patterns of energy flow within the subtle energy anatomy of the body. In this way, we are trying to read the energy language that is at the core of the forming process in nature and how it manifests in the human body. BioGeometry signatures have no symbolic value or meaning. They are functional, like the integrated circuits on computer chips, and are not dependent on any belief or skepticism on the part of the user.

In BioGeometry, we study the body anatomy from a physiological point of view and analyze the relationships between organ shapes and their biological functions. The relationship between shape and function from the highest level of the body's shape down to the shape of the organs and that of the cells offers a huge amount of information about the different patterns of the subtle energy anatomy. We further study the resonance between similar organ shapes, which gives us new information about the relationships between the biological functions of the organs. When we reach the level of the subtle energy anatomy of the organs, we find subtle energy paths similar to the meridians on the body within the organ shapes. This is the world of BioGeometry Signatures.

BioGeometry Signatures are two-dimensional linear subtle energy patterns that resonate with three-dimensional multidimensional patterns within the organs of our body resulting from archetypal vibrational information interacting with matter. There are two main factors that define a BioGeometry signature. The first is having the correct shape that will enter into resonance with a subtle energy pattern of an organ function. The second is to ensure the highest level of BG3 throughout the whole pattern to create a balancing effect within

the corresponding pattern in the body. The pattern of a BioGeometry Signature is sometimes related to the shape of a physical part of the organ (muscle, nerve, vessels, and so on) and reflects one of the organ's energetic functions. Each organ has multiple functions, and each function has its own pattern of motion of energy. Each BioGeometry Signature takes a different shape because it represents a specific energy pattern that is related to an organ function within the organ.

These linear patterns are different in energy quality and move along different levels that work together in a complementary way to produce the organ functions, forming together a subtle energy grid on which the shape of the physical organ is built. The different qualities can be expressed as different colors on a qualitative scale and can be detected and traced using BioGeometry instruments based on qualitative harmonics. When looking at the shape of BioGeometry Signatures, some of the linear patterns may seem not to relate to organ shapes, however these are related to higher or lower levels of energy movements in the body and the environment. If we look for example at an organ, with ten functions, there are at least ten patterns of motion of subtle energy inside it that are superimposed. Every pattern takes a certain shape because it performs a different function. This is an example of the law of energy, form/shape and function in which the forming of energy in a certain shape produces a function that establishes the quality of the effect. Using this principle we recreate the quality of the forming process of natural shapes that we are entering into resonance with.

Instead of entering into resonance with only the primary shape, we go directly to each individual energy pattern. This process can go from a general balance of body and environment down to the smallest organ detail, even reaching the DNA level as well to other multidimensional levels. It is possible to detect and work with this complex subtle energy human energy grid because each pattern is on a different energetic layer with a different quality.

BioGeometry Signatures are open-ended linear designs so that they can conduct energy. They are activated by the body's peripheral energy channeled through these special shapes that simulate the electrical

path of different functions of different body organs. The energy is conducted through the linear shape (like electricity through wires or running water along the stream of a riverbed). To achieve the balancing effect of BioGeometry Signatures, we have to ensure the presence of the harmonizing BG3 energy qualities in the energy pattern. This is done by slightly adjusting the beginning and end points as well as applying relevant BioGeometry design principles to the energy flow pattern that we detect in the organ so that it has BG3 that is carried throughout the whole BioGeometry Signature shape. The quality given to the beginning and end points of any energy system will prevail throughout the whole system. The starting point and direction of flow of the BioGeometry Signature are therefore important in determining the effect of the whole BioGeometry Signature.

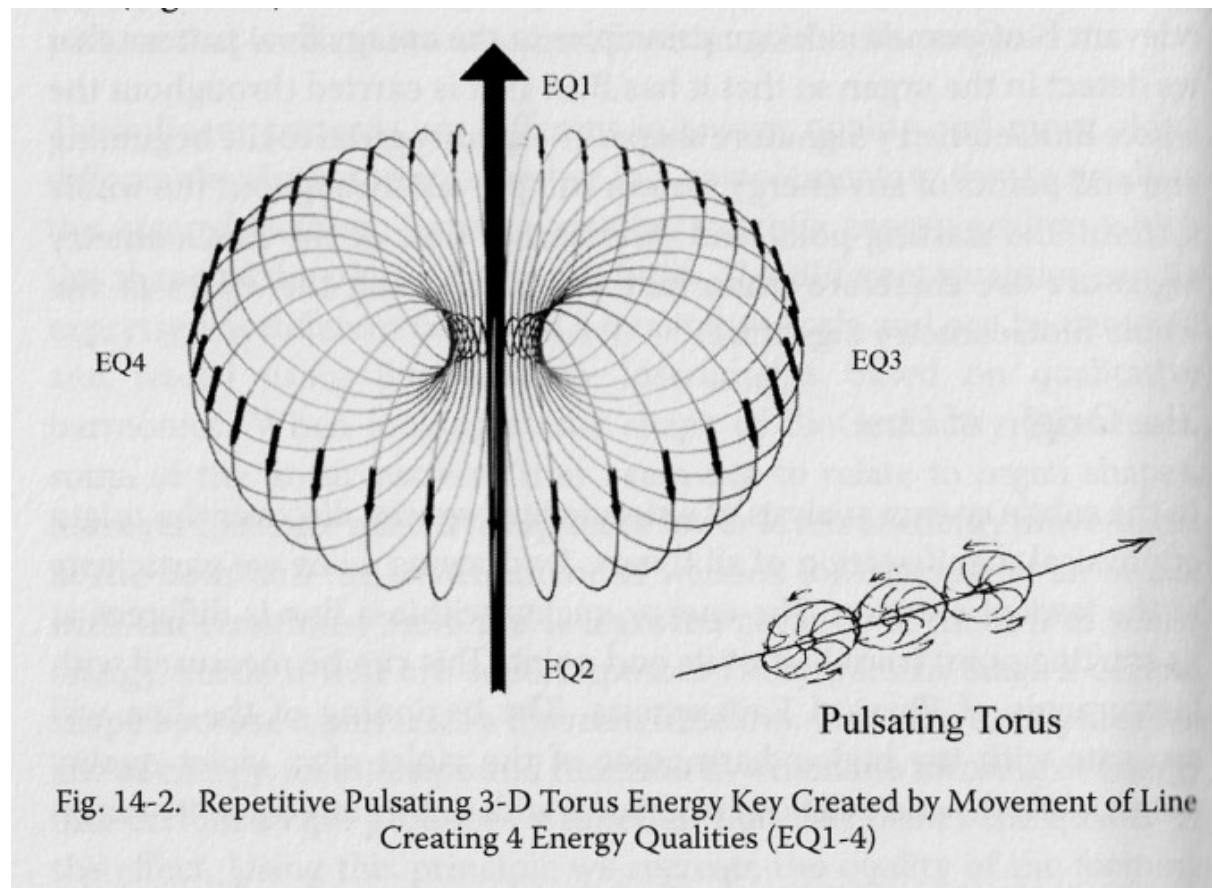
### **The Origin of Line**

In the subtle energy analysis of a simple line, we can discover the origin of physical manifestation of all things. By drawing a line we participate in the laws of creation. The energy quality within a line is different at its starting point from that of its end point. This can be measured with instruments of Physical Radiesthesia. The beginning of the line will resonate with the higher harmonics of the violet-ultra violet quality range, while the end will be in resonance with red-infrared quality range. A very interesting fact can be found when we measure beyond the beginning of the line, we will find a spot with BG3 energy quality (Fig. 14-1). This is an indication of the origin of all things in a higher dimension. Between the BG3 and the beginning of the line we will find mental and emotional levels of subtle energy showing the path of all physical manifestation.



Fig. 14-1. Energy Analysis of Line's Subtle Energy Qualities

We can also go further and find subtle energy qualitative interactions of the line with its environment and in further study we can find its interaction with past and present and other dimensions as we see on the two-dimensional or three-dimensional energy key, which shows the creation of pulsating torus energy fields as energy moves along the line (Fig. 14-2).



It is therefore of utmost importance to draw the linear BioGeometry Signature from the proper starting point in one smooth uninterrupted stroke, otherwise it will not work as it is the pattern produced by the energetic flow that activates the BioGeometry Signature. As the subtle energy will always enter the BioGeometry Signature from its original starting point, we have therefore marked the starting point of each BioGeometry Signature with a small arrow, which is just a marker not to be drawn.

We now have our BioGeometry Signature, which when placed within the body's peripheral energy, will conduct a small part of that energy through the starting point of its linear shape to form a subtle energy pattern of

the same shape that enters into resonance with corresponding body function within the organ. If the BioGeometry Signature produces the correct pattern, it will enter into resonance with and therefore amplify the energy of that corresponding organ function. With the BG3 quality added to the pattern, the BioGeometry Signature will restore the energy balance of the organ function. This could instantaneously correct the flow of energy and balance the organ function on the energy level. To manifest on the physical level, however it may take longer depending on the nature of the problem and the state of the organ concerned. If the BioGeometry Signatures are not properly designed, they will not enter into resonance with the functional energy and produce no effect, thus no possibility of harmful side effects. By balancing or empowering the immune system, a general initial cleansing effect can sometimes occur before the final balance is achieved.

BioGeometry Signatures produce energy balance of the organ function through the body's peripheral energy exchange layer with the environment. As this peripheral energy flows through the BioGeometry Signature, it communicates environmental information in a harmonized form to the organ functions within the body. This is the main concept that classifies BioGeometry Signatures as environmental energy balance and not a method of a treatment.

Sometimes when the energy is properly balanced, the body can produce its own healing, which can in some cases be instantaneous. This should not however delude us into thinking that this is a form of alternative medical treatment. Just as placing a filter on an industrial chimney can enhance the affectivity of medical treatment of an asthma patient living nearby. We cannot say that the filter is a form of medical treatment, because we know it is a solution for a cleaner environment. BioGeometry Signatures are a form of environmental qualitative energy balancing that produces an energetic harmony that supports health.

Qualitative solutions are rather like the tuning of a musical instrument. When we look at it in this context, it is easy to understand the simple scientific concept of resonance of shape and qualitative subtle energy balance of BioGeometry Signatures and of BioGeometry.

## Chapter 15: Decoding the Planes of Nature

This chapter introduces the concept of geometrical resonance between shapes and the different levels of the planes of nature, as well as the concept of an archetypal grid that can be used for measurement.

The discovery and categorization of the resonance of certain geometrical 'configurations with the planes of nature (physical, vitality, emotional, mental, spiritual) dates back to the 1970s in the early stages of BioGeometry. This was the basis on which the multidimensional aspects were applied to universal harmonics leading to the development of the

holistic multidimensional Physics of Quality as it stands today. Some of the geometrical shapes and their resonant relationships to the planes of nature are shown in the diagram (Fig. 15-1).

We have also found the corrective shapes that restore harmony to those planes (see CHAPTER 27: The Multipurpose harmonizing Cards). The first application of this knowledge was in the development of my personal pendulum known as the IKUP (Ibrahim Karim Universal Pendulum, Fig. 15-2), composed of a combination of the resonant shapes to each plane. This pendulum was first created as an emitter (that emits a BG3 quality, which resonates with all the planes to be most effective in energy balancing the body. This pendulum can be used to charge acupuncture points,

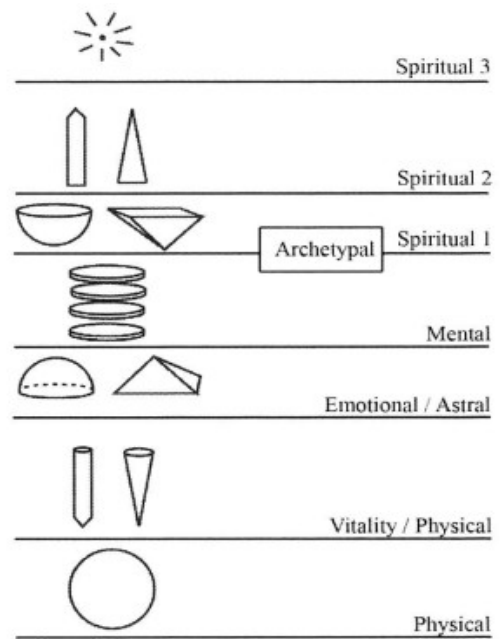


Fig. 15-1. Geometrical Resonance with Planes of Nature



Fig. 15-2.  
IKUP



chakras, or any imbalances directly by pointing the pendulum's tip at them. It was the first multipurpose BioGeometry tool. The discovery of the shapes of the planes was based on research of the pyramid shape and its energy quality as well as its esoteric functions related to the astral and spiritual planes. This research was expanded to cover hemispheres, cones, and the energy principles of the circle and the line.

As we have seen earlier, in the study of the circle, we find that the special BG3 energy quality is only found at the center of the circle. This is a point, which we cannot identify on a physical level; as when we expand the center, it becomes a circle, producing another center, and so on. We then realize that center is illusive and does not have time-space coordinates, and that is why we can only access it through its resonant harmonizing stabilizing quality. To connect with the archetypes on a higher plane, we would have to expand the center to become a larger opening to the archetypal plane. To do that, we create a window grid with BG3 proportions where we can trace the archetypes of all the shapes in nature. In BioGeometry, we would usually use a 16 x 19 grid, but we have adhered to the proportions of 10 x 16 used by the Ancient Egyptians on the temple walls to carve the human figure, as they show the BG3 quality. In general, the windows can be created using any number from the modular tables of BioGeometry proportions to fit the proportions of the figure.

The archetypal dimension (between the highest mental and lowest spiritual level) is where all the templates for all the forms in nature exist and are manifested on the physical level through a hierarchy of centers of shape. Those centers are subtle energy fountains through which the laws of nature emerge to play their role in the forming process. This concept is difficult to imagine when we take the circle as an example, because we cannot wrap our head around the fact that the center of the circle existed before the circle was drawn, but needed the circle to manifest itself. This is where the energy analysis of the line comes in. When we analyze the line, one would expect to find the BG3 in the middle of the line, in the same way we found it at the center of the circle, but as mentioned in the section "The Origin of Line?" we find

The BG3 somewhere before the start of the physical line. One begins to wonder then what exists in the space between the point of origin (BG3) and the physical line? Using the shapes that resonate with the planes, one can find the subtle energetic presence of the mental and emotional planes between the BG3 origin and the UV at the beginning of the line. We can also find this whole energetic configuration of the line and its origin repeating itself before the origin, showing that there was a presence that manifested through the BG3 origin and that it had not manifested out of nothing. Similarly, we find the same thing happening after the physical line ends with a new BG3 center emerges creating a new line in another dimension (Fig. 15-3).

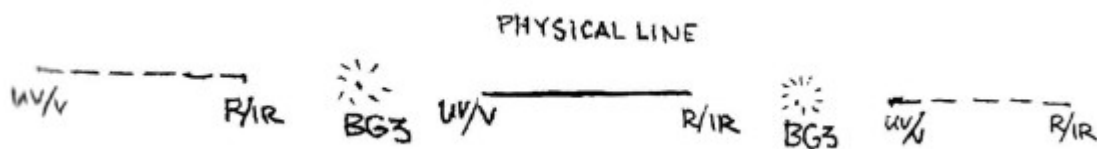

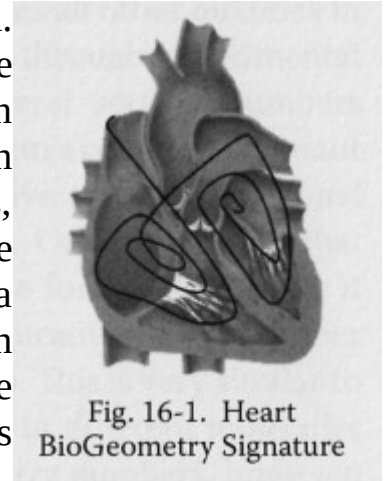


fig. 15-3. The Line is Detected by Measurement Repetitively before and after the Actual Physical Line

The same concept of origin of line applies to the linear pattern of the BioGeometry Signature with its presence on several planes before the physical manifestation and also beyond it.


## Chapter 16: Different Types of BioGeometry Signatures

There are many types of subtle energy movements in and around the body that are related to the vitality, emotional, mental, or multidimensional levels of biological function. Many of those open-ended linear patterns are related in some ways to organ shapes. Even then they are not directly affecting the physical organ itself, but to some function related to it. So it is, therefore, important to understand that when we give them an organ name, we are referring to a subtle energy pattern supporting one of the organ functions and not the physical organ itself. There are also many patterns of motion in all those levels that are more abstract



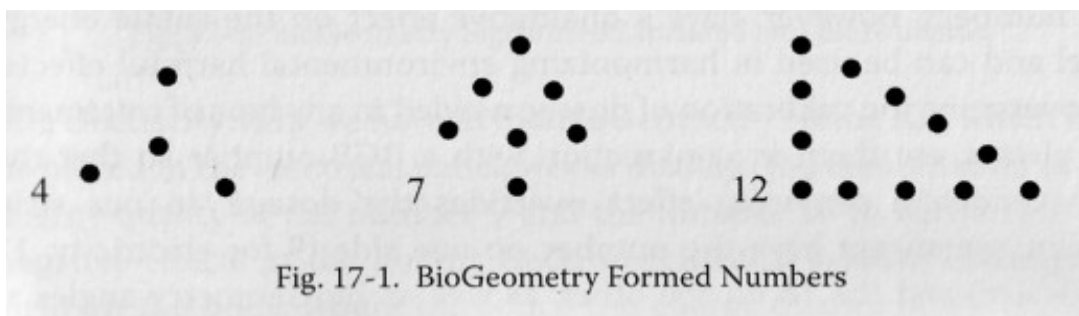
and not localized in certain biological functions and do not relate to organ shapes. As an example, the heart signature shown here (Fig. 16-1) is clearly related to the organ shape, while the immunity BioGeometry Signature (Fig. 162) does not resemble any organ in the body.

As the body is an open energy system continuously exchanging energy with the environment, we find that abstract collective levels of energy, not only in the environment, but in the whole universe in general, have their direct counterparts in the individualized subtle energy of the body. The BioGeometry Signature called “Angelic, for example, is a pattern in resonance with the dimension of the intelligent laws of nature, divine attributes, and angelic realms (Fig. 16-3). These laws of nature also govern the functions of the body and exist within it.



## Chapter 17: BioNumerals

In BioGeometry, we often work with the qualitative effect of numbers on subtle energy systems. As we now know, the science of BioGeometry is based on the quality that balances all other qualities in nature that we refer to as BG3. We have found through experimental subtle energy quality measurements that several sets of numbers manifest this BG3 harmonizing quality giving them a common resonant relationship. There are also numerical qualitative series of irrational numbers with the same qualitative resonance. Other numbers that do not manifest the BG3 energy quality can be formed to display it by arranging (in dot form) the geometric configuration of the number according to certain design principles (Fig. 17-1). This is very similar to how different configurations of the same atoms in different molecules produce different materials. The true BioGeometry numbers, however, manifest the BG3 energy quality in any configuration. All BioGeometry Series are composed of numbers that in any configuration produce the G3 subtle energy quality. The intensity of BG3 in these numbers can in some cases undergo cyclic variations due to cosmological or other environmental influences. The following series shows the relatively stable numbers, there are, however, other series targeting specific applications. The first numbers of the BioGeometry Series that share the quality of BG3 are: 16, 19, 28, 34, 43, 54, 68, 72, 83, 89, 99, etc. The first three numbers (16, 19, and 28) are the most stable and mostly used in architecture, art, and ancient scriptures.



**It must be emphasized that in any type of BioGeometry or other qualitative series, there are no quantitative mathematical relationships between these numbers; however, they all manifest the BG3 quality.**

There are also different qualitative numerical series in which the numbers all have the same subtle energy quality other than BG3. As an example, all the numbers in the series could resonate with a certain color or musical note. This would be a qualitative series but not a BioGeometry one, as the numbers do not have the BG3 quality. This is usually found in medieval systems of categorization according to colors, expressing the Law of Similarities.

Some numbers manifest BG3 at certain times only and are thus not included in the basic BG3 Series. Notice, however, that the number 16 is the first whole number of the series that manifests the BG3 quality without additional geometrical configuration. It occupies position “1) in the BioGeometry series, physically and symbolically. These numbers were used to produce a BioGeometry Harmonic System of numbers, proportions, and angles that are used with certain design criteria to produce shapes that induce their inherent harmonizing quality in the environment. The BioGeometry Harmonic System and the forming principles can be applied in any field of design to synchronize the subtle energy quality of the environment into a natural harmony, whether the designed shape is a piece of jewelry, a house, or an entire city. The harmonizing effect of BioGeometry designed objects can be measured and the effect on the subtle energy functions of the body can be assessed.

All numbers, however, have a qualitative effect on the subtle energy level and can be used in harmonizing environmental harmful effects. To overcome the calibration of dosage needed in any type of treatment, we always use them in conjunction with a BG3 number so that the transcendental centering effect overrides the dosage. In our strip design, we always have the number on one side (9 for electricity, 11 for water) and the 16 on the other, as well as BioGeometry angles at the ends (Fig. 17-2). With the BioGeometry Signatures however,

we can add the effect of number in the form of repetitive parts (e.g., loops, number of circles in spirals, angles, etc.) without an extra BG3 number, as the BioGeometry Signature itself contains the BG3 quality (Fig. 17-3). The quality of number in this case, is used to fine-tune the BioGeometry Signature effect to certain symptoms while keeping the original resonant connection intact. When working with BioNumerals, it is important to not overstretch the BioGeometry Signature.

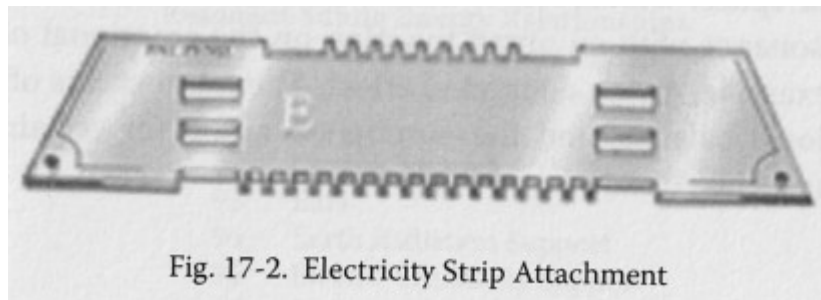


Fig. 17-2. Electricity Strip Attachment

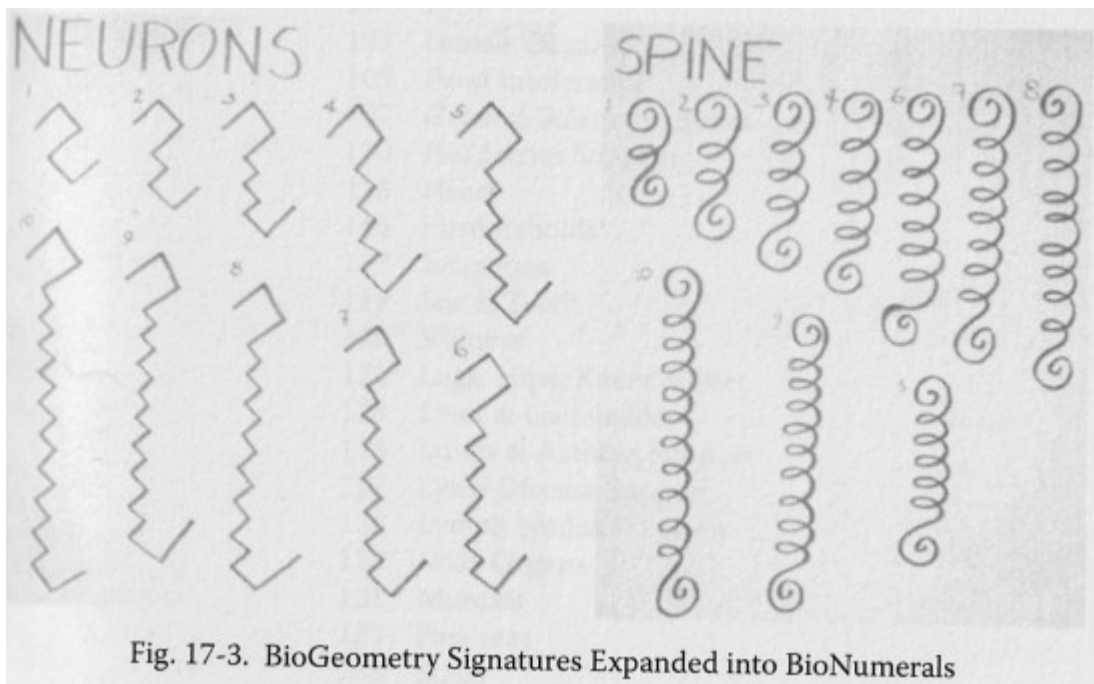


Fig. 17-3. BioGeometry Signatures Expanded into BioNumerals

the electricity strip we have in the BioGeometry Home Kit, which is to be placed in the electrical panel, works through the combination of the energy quality of the number 9 and the number 16 to harmonize the negative effects in the home's electromechanical system. Placing this strip on the body, would introduce the energy quality of the number 9 within the human subtle energy field.

However, BioNumerals are a more effective technique to achieve this, as you are introducing the energy quality of the number directly into the resonant quality of the BioGeometry Signature with the body's organ function. Alternatively, by adding BioGeometry Signatures onto the electrical strip before placing it on the electrical panel, would put their resonant quality and communication with the organs onto the electromagnetic fields within the space. Moreover, there are certain numbers, which can have a resonance with an organ function on the emotional or mental level for example, giving a targeted effect. The number 5 is often used for emotional balance, and the numbers 6 and 8 for certain mental conditions.

## Chapter 18: List of BioGeometry Signatures


The labels used for the BioGeometry Signatures do not refer to organ names or specific diseases in a physical sense; they designate subtle multidimensional energy patterns related to biological functions and environmental interactions.

### **Resonant Subtle Energy Relationships**


- 84 Arms, Hands and Shoulders
- 86 Bloods Vessels & Blood Pressure
- 88 Brain
- 92 Cancer Support
- 93 Ears
- 94 Earth Radiation Support
- 95 Electro-Sensitivity Support
- 96 Endocrine
- 99 Eyes
- 103 Female Organs
- 105 Food Intolerance
- 107 General Balance & Stress
- 110 Headaches Support
- 113 Heart
- 116 Hemorrhoids
- 117 Intestines
- 119 Jaw & Teeth
- 120 Kidneys
- 121 Legs, Hips, Knees & Feet
- 123 Liver & Gallbladder
- 125 Lungs & Asthma Support
- 127 Lyme Disease Support
- 128 Lymph Nodes & Spleen
- 129 Male Organs
- 131 Muscles
- 133 Pancreas
- 135 Sinus
- 137 Skin & Hair
- 140 Spine
- 143 Spleen
- 144 Stomach & Esophagus
- 145 Throat
- 146 Urinary Bladder
- 147 Human Attributes of Divine Names




## Arms, Hands and Shoulders



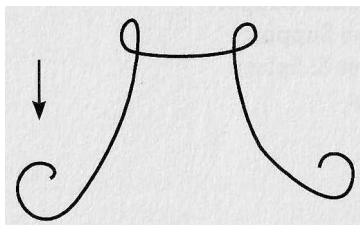
Arms, Hands & Shoulders  
Hand 1




Arms, Hands &  
Shoulders Hand 2



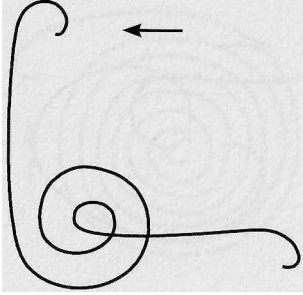
Arms Hands & Shoulders  
Neck & Shoulder 1



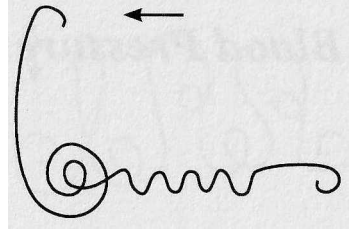
Arms, Hands & Shoulders  
Shoulder 1



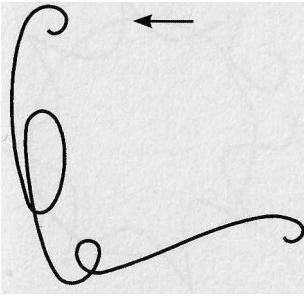
Arms, Hands & Shoulders  
Shoulder 2



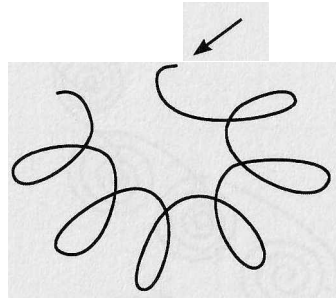
Arms, Hands & Shoulders  
Elbow 1



Arms, Hands & Shoulders  
Elbow 2

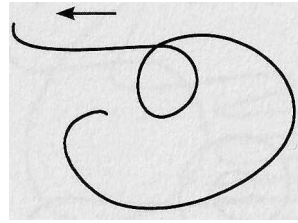


Arms, Hands & Shoulders  
Lower Arm 1

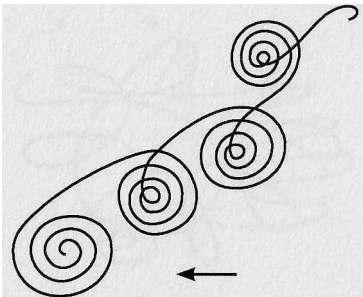


Arms, Hands & Shoulders  
Arthritis 1

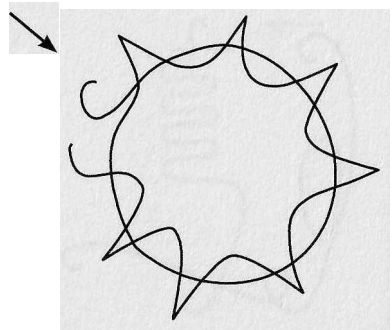
# Bloods Vessels & Blood Pressure



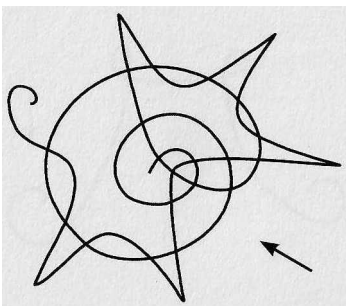
Blood Vessels 1



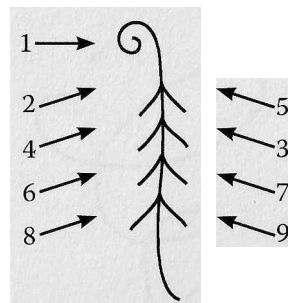
Blood Vessels - Heart Blood Pressure



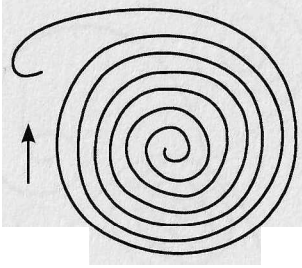
Blood Vessels & Migraine 1




Blood Vessels & Migraine 2



Blood Vessels - Varicose Veins




Blood Vessels - Vasoconstrictor

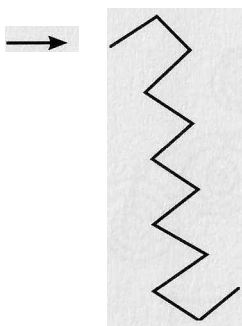


Blood Vessels 2


# Brain




Brain - Hearing




Brain - Neurons 1




Brain - Neurons 2.



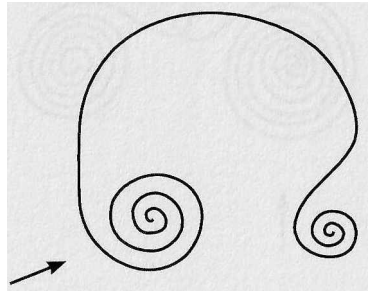
Brain 1



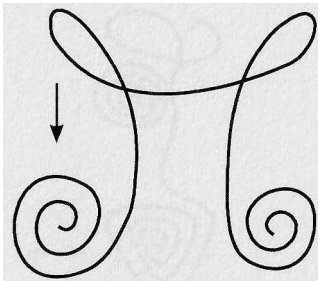
Brain - Epilepsy & Back of Head



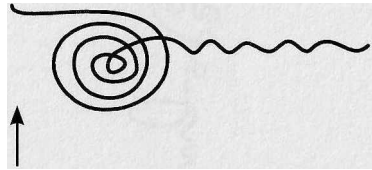
Brain 2




Brain 3



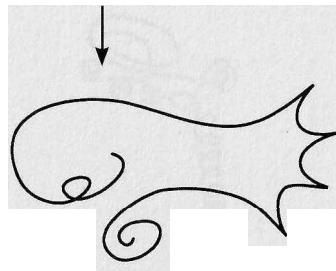
Brain 4



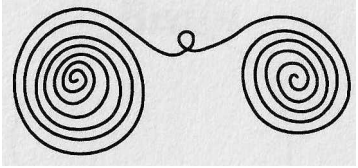
Brain - Memory




Brain - Medulla Oblongata



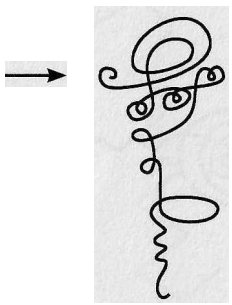
Brain 5



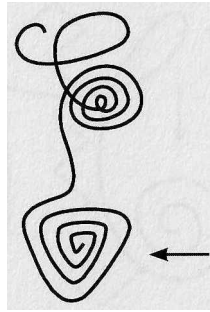
Brain 6



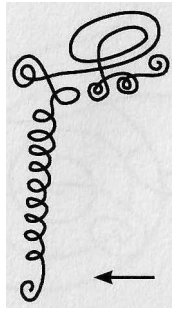
Brain Connections - Endocrine



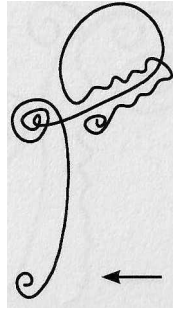
Brain Connections - Stomach




Brain Connections - Heart



Brain Connections Central Nervous System 1



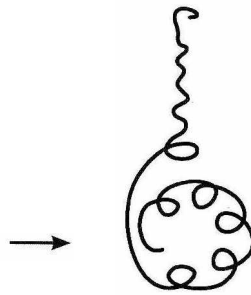
Brain Connections Central Nervous System 2



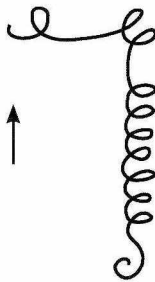
Brain Connections Central  
Nervous System 3



## Cancer Support

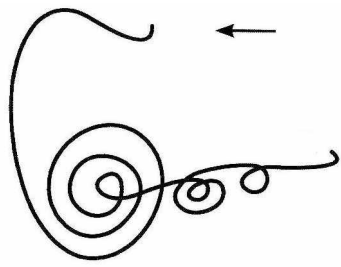


Cancer 1

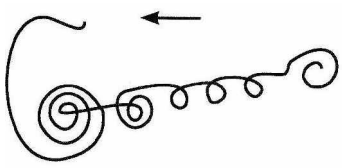


Cancer 2

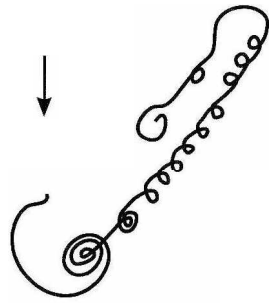
# Ears



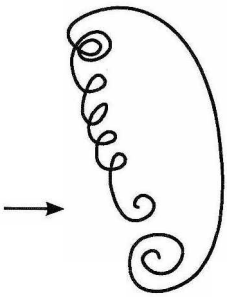
Ears 1



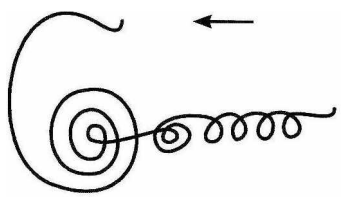
Ears 2



Ears 3




Ears 4

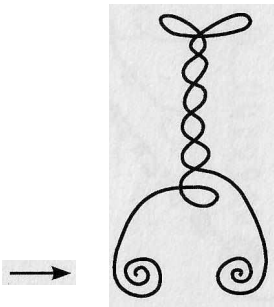


Ears 5

# Earth Radiation Support




Clearing Body Earth Radiation

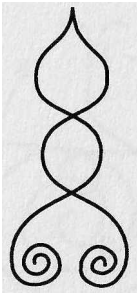


Earth Radiation Protection  
Brain & Spine

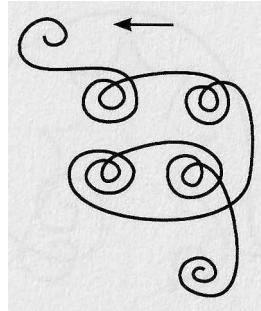
# Electro-Sensitivity Support



Headaches & Electrosmog 1




Wireless




Headaches & Electrosmog 2

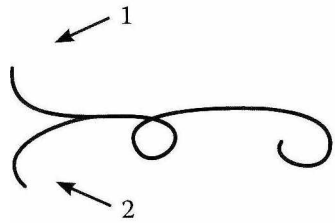
# Endocrine



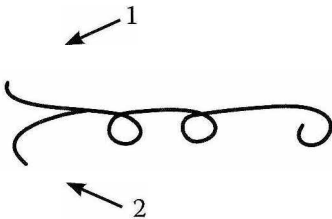
Endocrine - Kidney & Suprarenal Glands



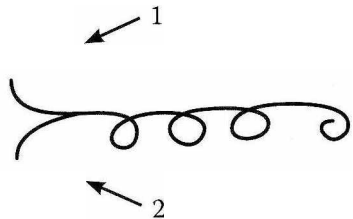
Endocrine - Pineal



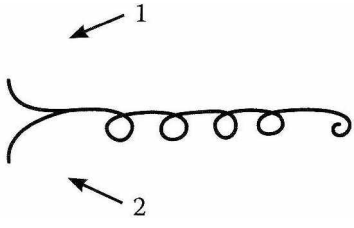
Endocrine - Pituitary 1



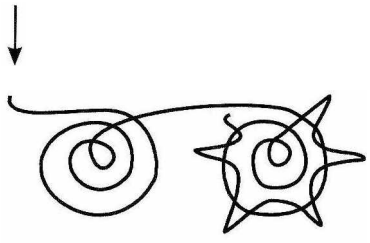
Endocrine - Pituitary 2



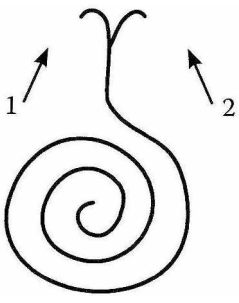
Endocrine - Pituitary 3



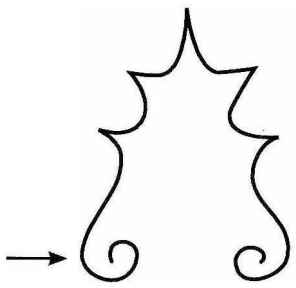
Endocrine - Pituitary 4



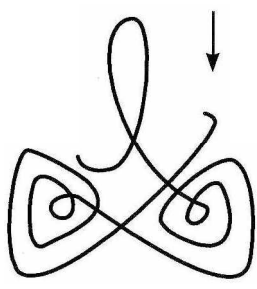
Endocrine - Pituitary 5



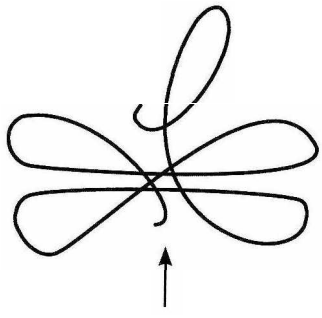
Endocrine - Pituitary 6



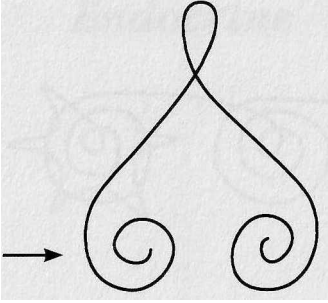
Endocrine - Thymus



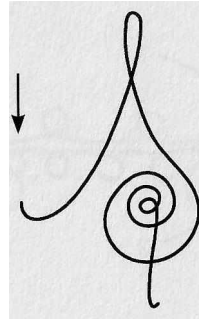
Endocrine - Thyroid 1



Endocrine - Thyroid 2




Endocrine - Thyroid 3




Endocrine -Thyroid 4

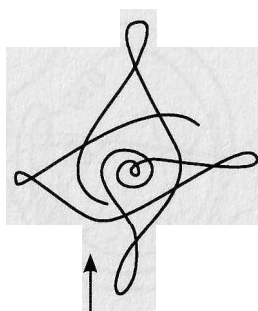
# Eyes




Eyes 1



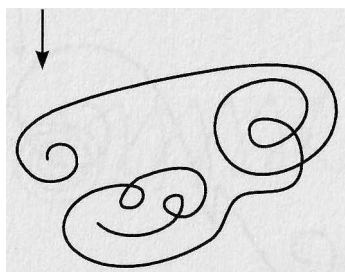
Eyes 2



Eyes 3

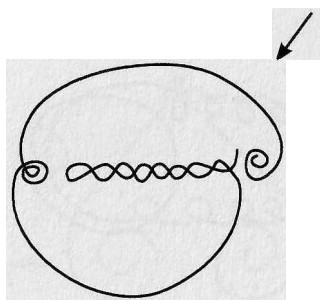


Eyes 4




Eyes 5

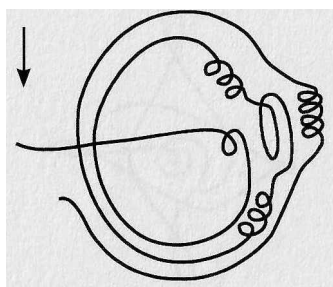




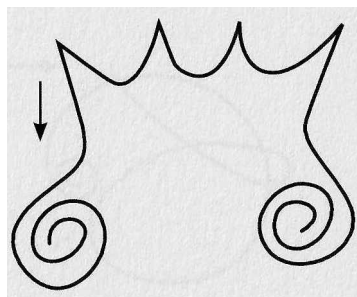
Eyes 6



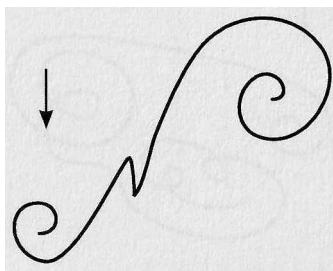
Eyes 7



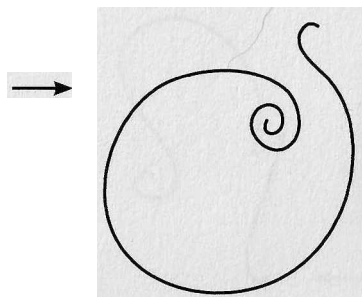
Eyes 8




Eyes 9



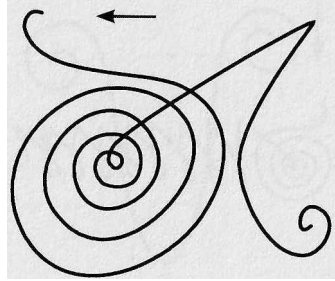
Eyes 10




Eyes 11




Eyes 12



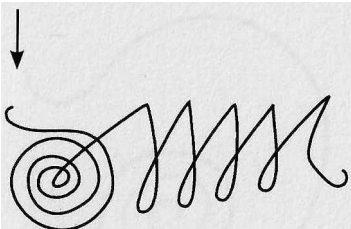
Eyes 13



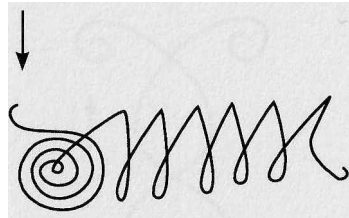
Eyes 14




Eyes 15



Eyes 16

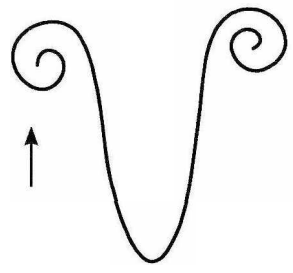


Eyes 17




Eyes 18

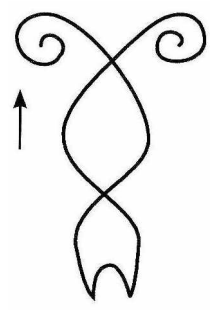
# Female Organs



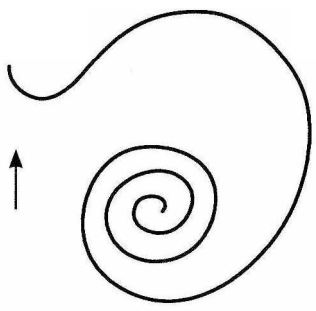
Female Organs 1



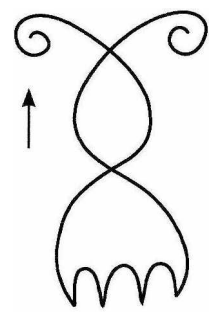
Female Organs 2



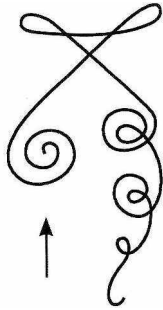
Female Organs 3




Female Organs - Ovary



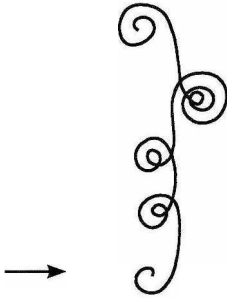
Female Organs 4



Female Organs 5

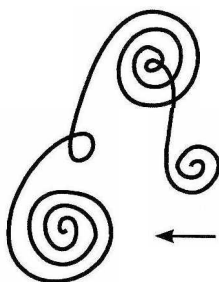


Female Organs 6

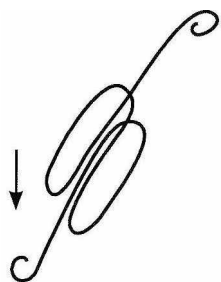


Female Organs - Low Estrogen


## Food Intolerance




Food Intolerance - Chocolate




Food Intolerance - Milk




Food Intolerance - Gluten 1



Food Intolerance - Gluten 2



Food Intolerance - Gluten 3




Food Intolerance - Gluten 4

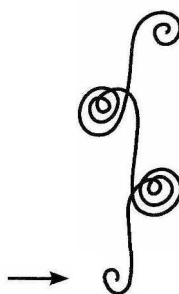
## General Balance & Stress




General Balance - Immunity



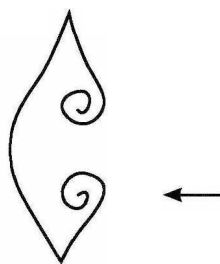
General Balance 1



General Balance 2

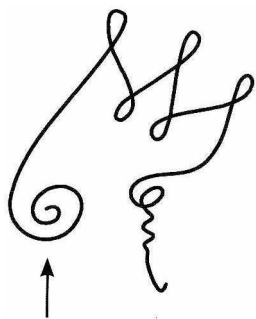


General Balance 3



General Balance 4





General Balance 5



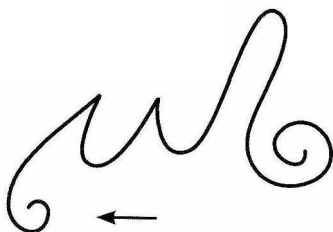
General Balance  
Depression Support 1




General Balance  
Depression Support 2



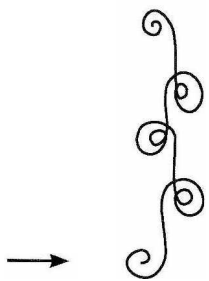
General Balance  
Depression Support 3




General Balance  
Depression Support 4




General Balance Human-  
Earth-Solar Link



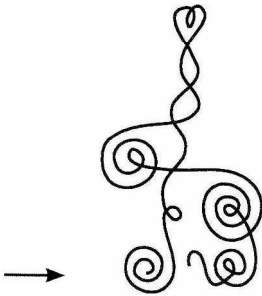
General Balance - Right Heart



General Balance Third Boundary



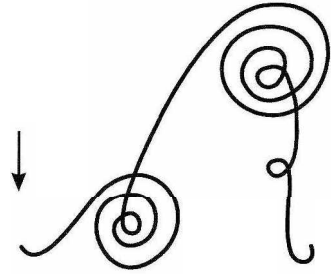
General Balance - Angelic



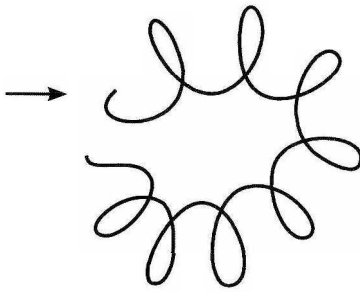
General Balance 6

# Headaches

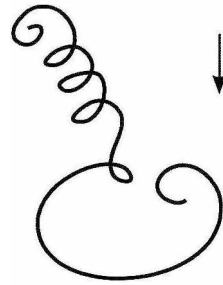
## Support



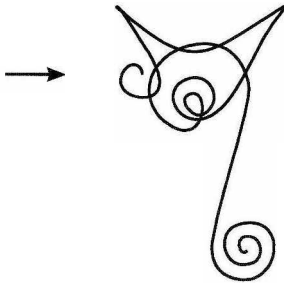
Headaches 1




Headaches 2



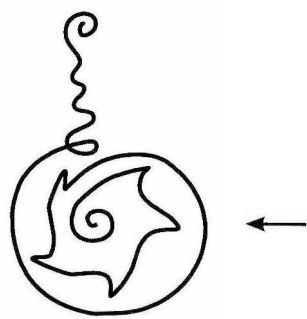
Headaches 3



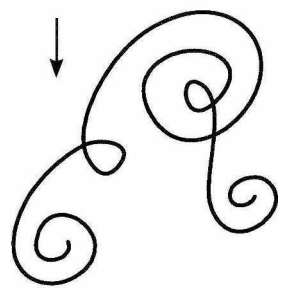
Headaches 4



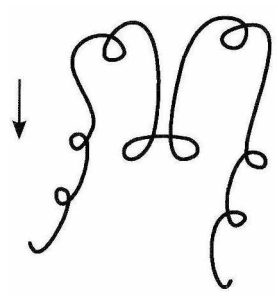
Headaches & Electrosmog 1



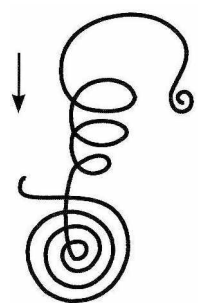
Headaches 5




Headaches 6



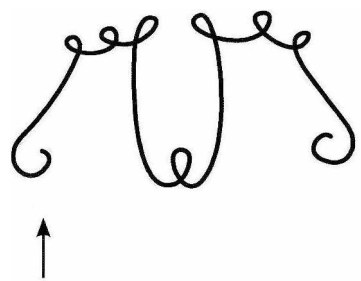
Headaches 7



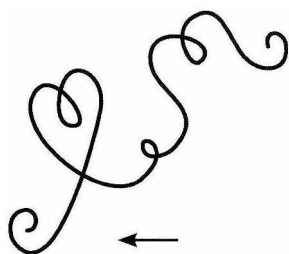
Headaches Migraine Headaches




Headaches 8



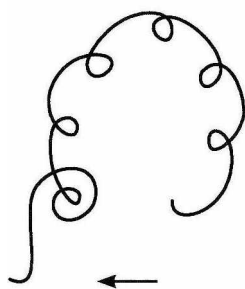
Headaches 9



Headaches 10




Headaches 11

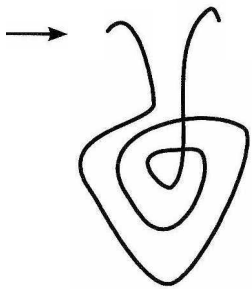


Headaches 12

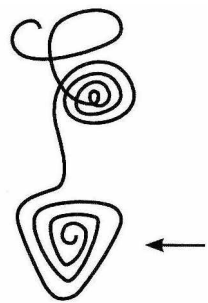
# Heart



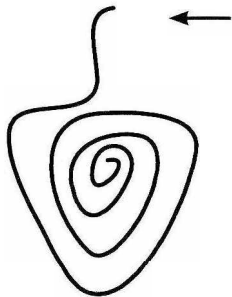
Heart 1



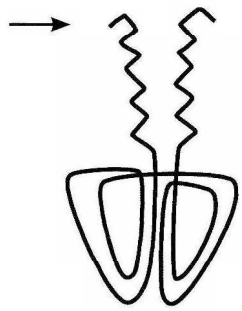
Heart 2



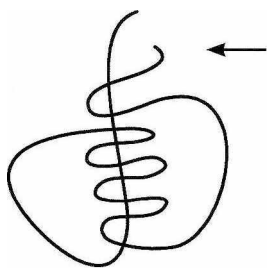
Heart - Brain Connection




Heart 3



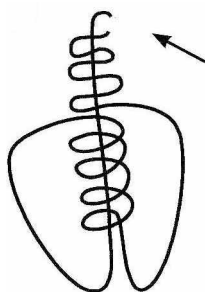
Heart 4



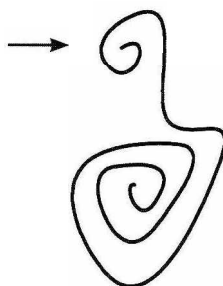
Heart 5



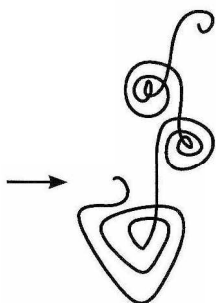
Heart 6



Heart 7



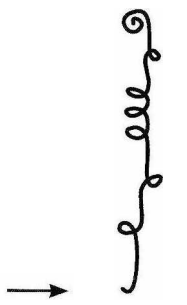
Heart 8



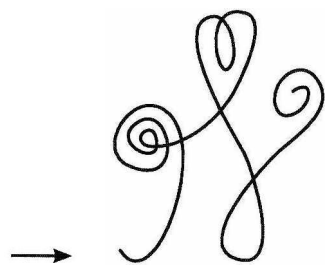
Heart 9



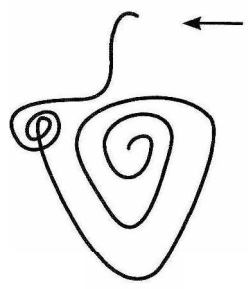
Heart 10



Heart 11



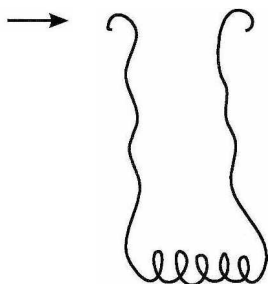
Heart - Heartbeat 1



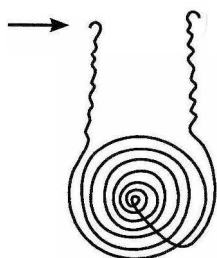
Heart - Heartbeat 2



# Hemorrhoids

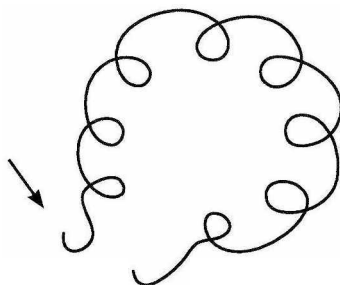


Hemorrhoids 1

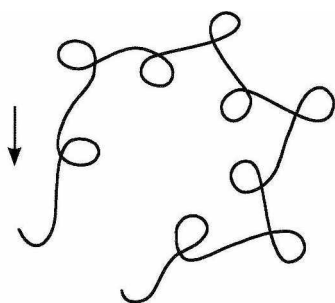


Hemorrhoids 2

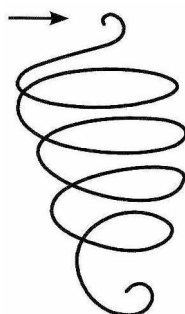
## Intestines



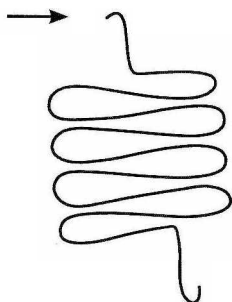
Intestines 1



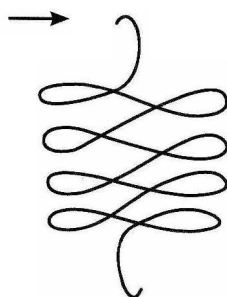
Intestines 2



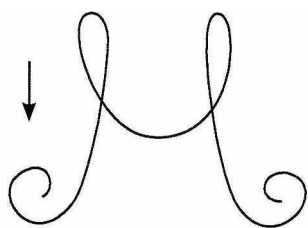
Intestines 3



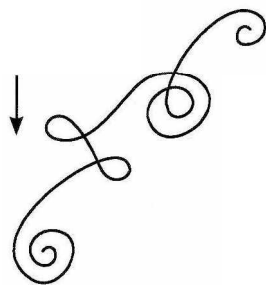
intestines 4



intestines 5




intestines 6

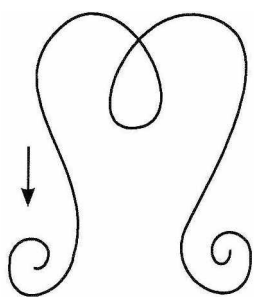


intestines 7


## Jaw & Teeth



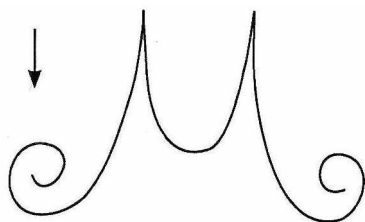
Jaw & Teeth 1



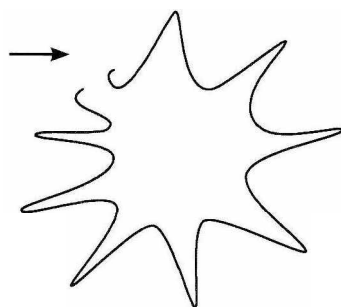
Jaw & Teeth - Molars



Jaw & Teeth 2

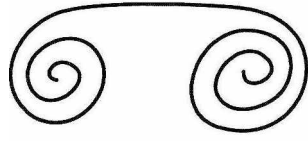


Jaw & Teeth 3




Jaw & Teeth 4

# Kidneys

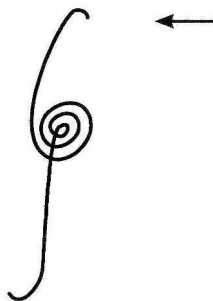


Kidneys 1




Kidneys 2


## Legs, Hips, Knees & Feet




Legs - Knees 1



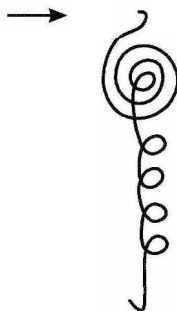
Legs - Knees 2




Legs - Sciatic




Legs - Hip 1




Legs - Hip 2



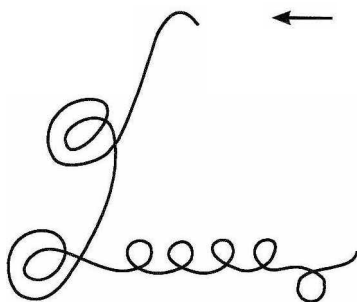
Legs - Hip 3



Legs - Feet 1

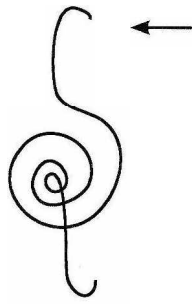


Legs - Feet 2

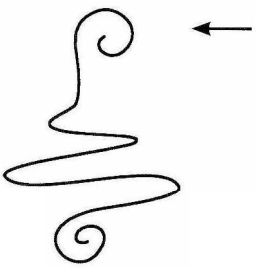


Legs - Feet 3


# Liver & Gallbladder




Liver 1



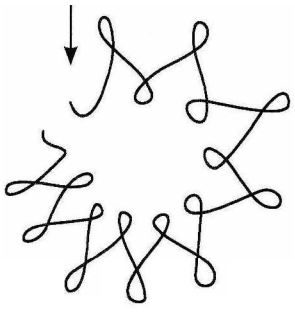
Liver 2



Liver 3




Liver 4

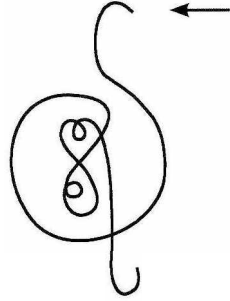


Liver 5







Liver 6




Liver 7



Liver -  
Gallbladder 1

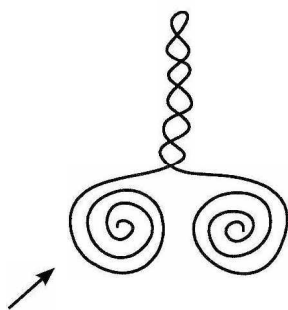


Liver -  
Gallbladder 2

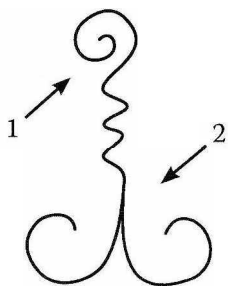


Liver - Gallbladder &  
Neck

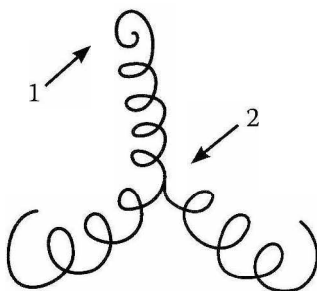
## Lungs & Asthma Support



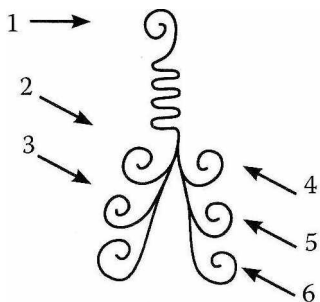
Lungs 1



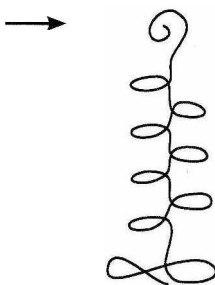
Lungs 2

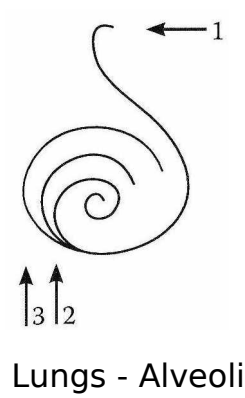


Lungs 3



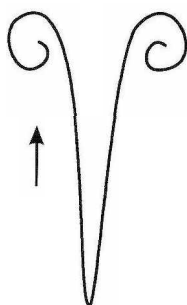
Lungs 4

Lungs -  
Asthma



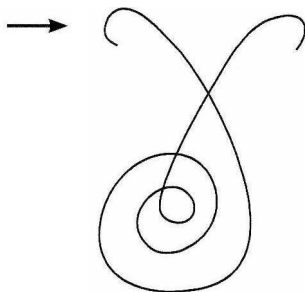
Lungs - Alveoli

# Lyme Disease Support

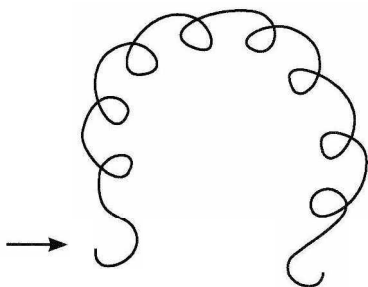


Lyme Disease

# Lymph Nodes & Spleen

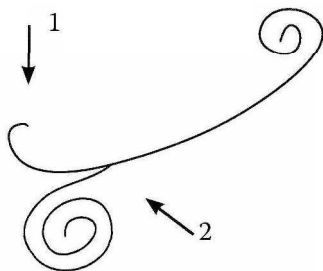


Lymph Nodes 1




Lymph Nodes 2

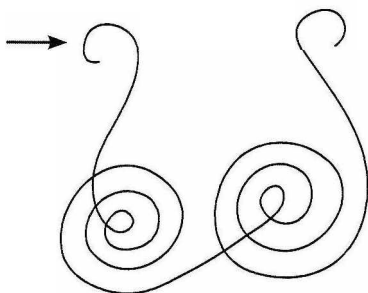
# Male Organs



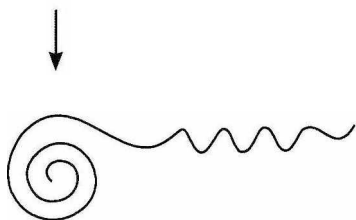
Male Organs  
1



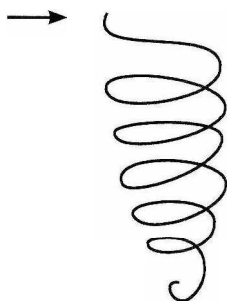
Male Organs  
2



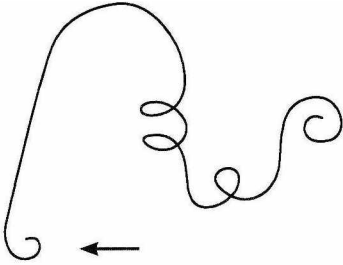
Male Organs 3




Male Organs 4



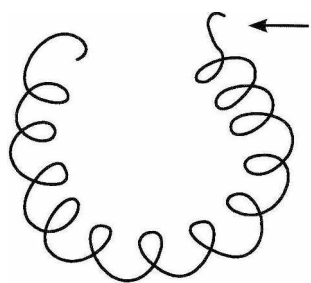
Male Organs -  
Prostate 1




Male Organs -  
Prostate 2

**Muscles**

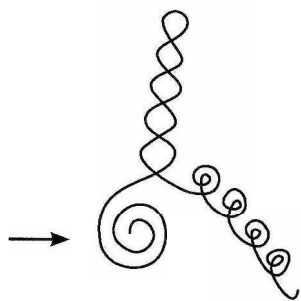
Muscles 1



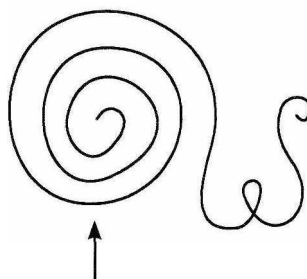
Muscles 2



Muscles 3

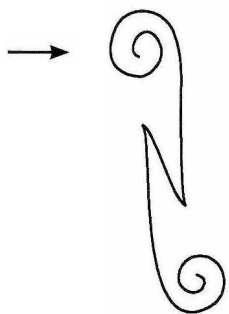


Muscles 4




Muscles 5







Muscles 6

**Pancreas**

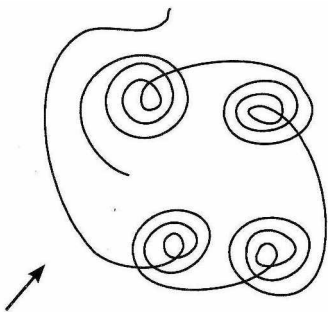
Pancreas 1



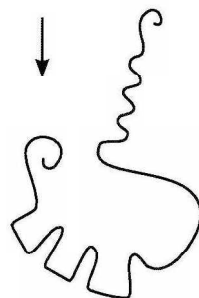
Pancreas 2




Pancreas 3



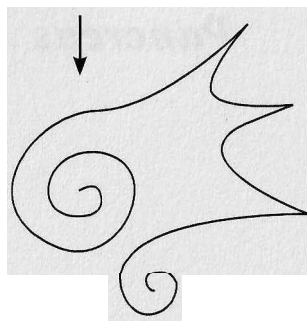
Pancreas 4




Pancreas 5




Pancreas 6




Pancreas 7



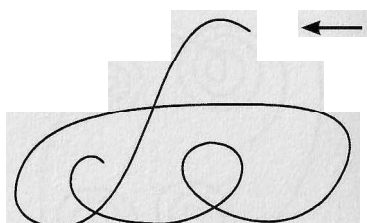
Pancreas 8



Pancreas 9

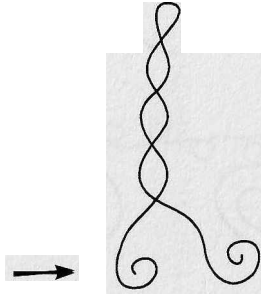


Pancreas 10




Pancreas 11

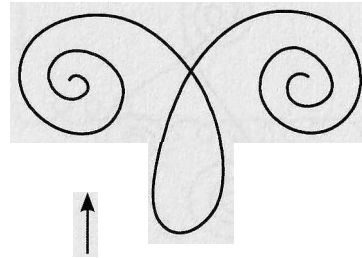
Sinus



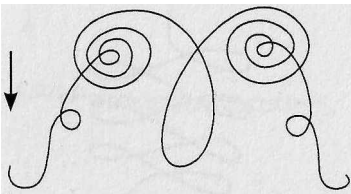
Sinus 1



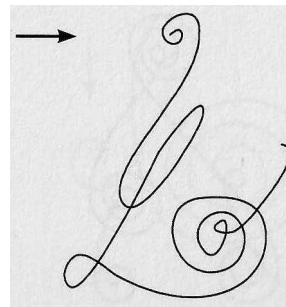
Sinus 2



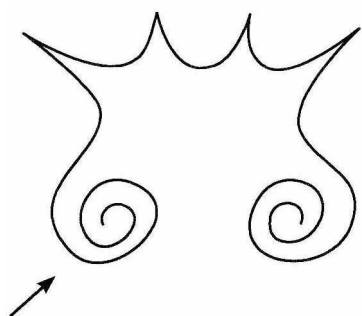
Sinus 3




Sinus 4



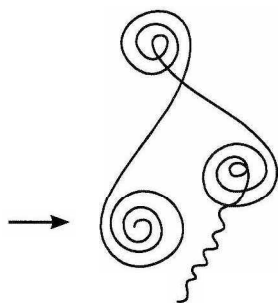
Sinus 5



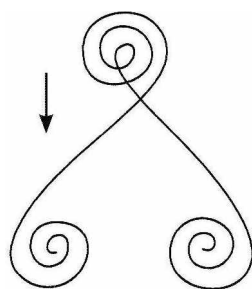
Sinus 6



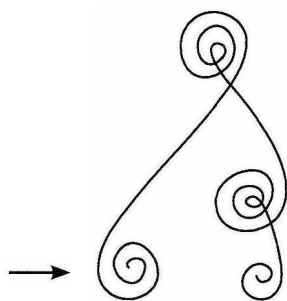
Sinus 7



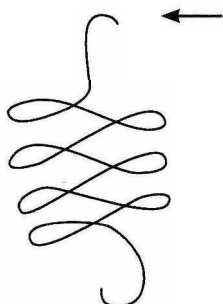
Sinus 8



Sinus 9



Sinus 10



Sinus &amp; Intestines


**Skin & Hair**



Skin 1



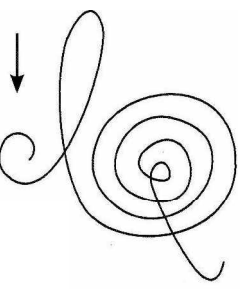
Skin 2



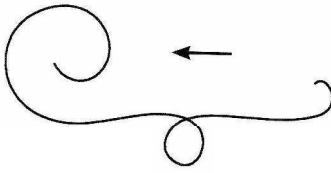
Skin 3




Skin - Skin Cancer



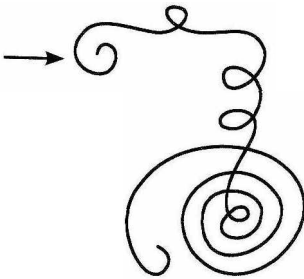
Skin - Lesions



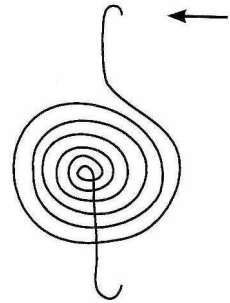
Skin - Burns



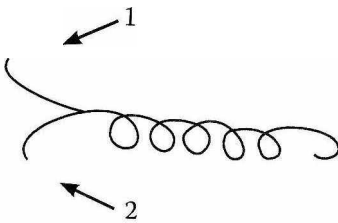
Skin 4



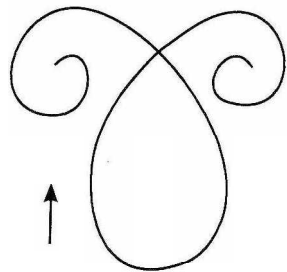
Skin 5




Skin - Liver-Skin  
Acne



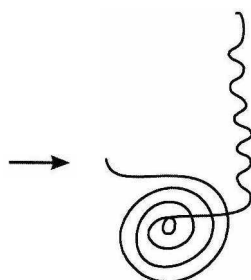
Skin - Pituitary-Acne




Skin - Cysts 1



Skin - Cysts 2

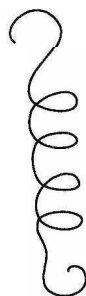


Skin - Hair 1



Skin - Hair 2



**Spine**

Spine 1




Spine 2



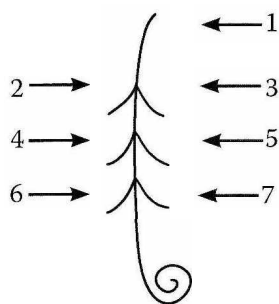
Spine 3



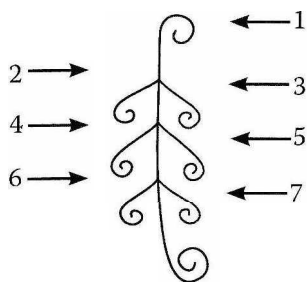
Spine 4



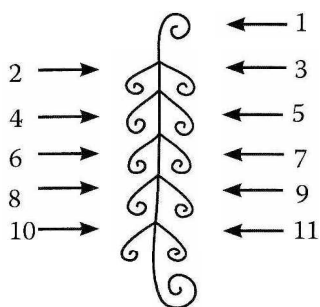
Spine 5



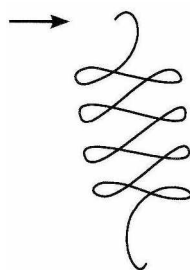
Spine 6




Spine 7




Spine 8




Spine 9




Spine 10




Spine 11



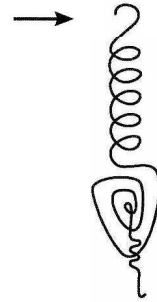
Spine 12



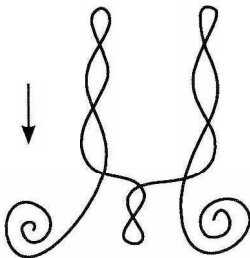
Spine 13



Spine 14

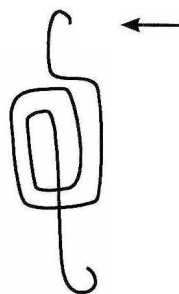


Spine - Tail Bone 1




Spine - Tail Bone 2

# Spleen

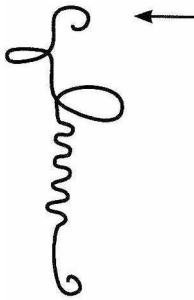


Spleen


## Stomach & Esophagus



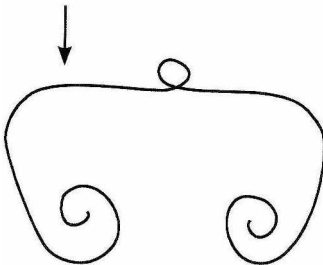
Stomach 1




Stomach 2



Stomach &amp; Esophagus

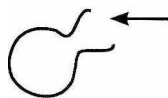


Stomach - Diaphragm




Stomach - Phrenic Nerve

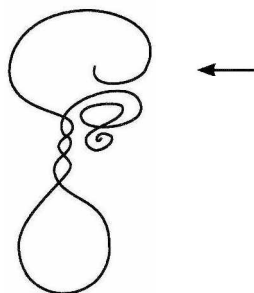
## Throat



Throat 1

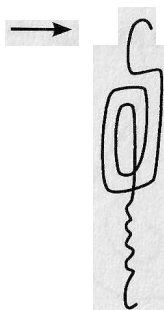


Throat 2



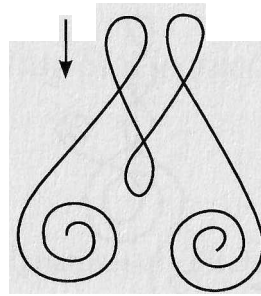
Throat 3

# Urinary Bladder

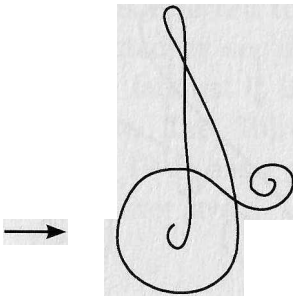


Urinary Bladder


**Human  
Attributes of  
Divine Names**



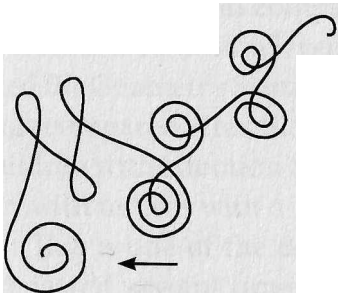
Human Attributes of  
Divine Names -  
Compassion/Rahman




Human Attributes of  
Divine Names -  
Compeller/Gabbar



Human Attributes of Divine  
Names -  
Controller/Mohaymen

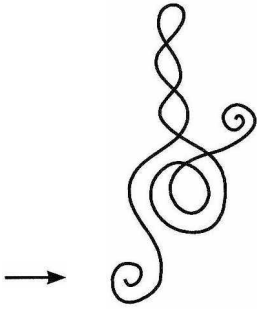


Human Attributes of Divine  
Names - Hearer/Samiee




Human Attributes of Divine  
Names - Living/Hayy

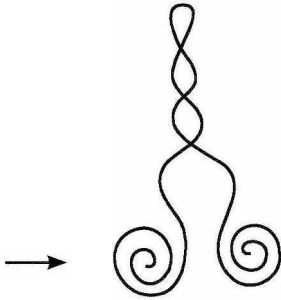





Human Attributes of Divine Names - Potent/Quade



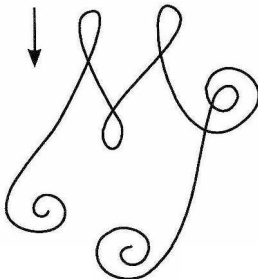
Human Attributes of Divine Names - Subtle/Lateef



Human Attributes of Divine Names - Repenter/Tawwab



Human Attributes of Divine Names - Truth/Haq



Human Attributes of Divine Names - Justice/Adl

## Chapter 19:

### In-Depth Look at Some Interesting BioGeometry Signatures

A sample of significant BioGeometry Signatures are discussed below in more depth.

#### **The Third Boundary**

The third boundary is a wider boundary of the energy | field sometimes referred to as the social boundary. It is usually affected by social collective interaction and environmental factors. It is a protective layer for our inner harmony. The Third Boundary BioGeometry Signature (Fig. 19-1) has a general balancing protective effect on this outer layer.



Fig. 19-1. Third Boundary BG Signature

#### **Depression**

The Depression BioGeometry Signature, which is from the “Stress and Relaxation” set in our student manual, was tested as part of a PhD thesis, in the form of a wall decorative strip, in its efficacy to restore serotonin levels in depressed rats as compared to the leading drugs in Egypt being used to treat low serotonin levels. The results from the thesis show that the tested BioGeometry Signature had the same effect, if not better, than the drugs compared. This BioGeometry Signature has also been tested with children with attention deficit hyperactivity disorder (ADHD) and children with autism with a very positive response from teachers and parents. This is one of the BioGeometry Signatures that were chosen to be repeated several times

on the new pendant because it has a general positive effect on the whole body (Fig. 19-2).



Fig. 19-2. Depression Support BG Signature

## Spine

The Spine BioGeometry Signature (Fig. 19-3) exists in many BioNumeral configurations (number of loops). This is the main subtle energy axis of the body that connects all organ functions. The number of loops gives it an additional energy quality depending on the type of disturbance. The ones with eight and nine loops are especially efficient, but one should find the one best adapted to the problem, as different locations on the spine require different BioNumerals. The different BioNumerals of the spine BioGeometry have harmonizing effects on levels of the mental plane.



Fig. 19-3.  
Spine 8 BG  
BioNumeral

## Connective Earth-Body-Sun

The body is an open energy system continuously exchanging subtle energy with the environment. It is important that this energy exchange is well balanced and harmonized as the subtle energy body is actually part of the environment. Both the Earth and sun are main components within the extended human subtle energy field, and have a direct impact on vitality, emotional, and mental levels. The Earth-body-sun connective BioGeometry Signature (Fig. 19-4) puts the human brain at the center of interaction between the Earth and the sun. This combines a form of earthing enhanced by the dynamic stability of the Earth's elliptical motion around the sun to achieve a perfect life-supporting energetic balance. We have another BioGeometry Signature for Earth-brain connectivity without relation to the sun, but we have found that the connection to the Earth must be approached holistically by including the centering force of the sun that balances the motion of all the bodies forming our solar system.



Fig. 19-4.  
Earth-Body-Sun  
BG Signature

## Visual Cortex

In BioGeometry classes, we usually perform an interesting practical experiment to show how perceived reality is based on a projection from the brain onto the absolute unperceived totality of vibrational levels. But first, let us review how our perception of reality works. This is done through the selection of the senses of certain limited vibrational ranges from the total range of absolute reality from which the brain forms our perception of reality and projects it outward to resonate in a filtering process that forms our perceived reality. Our perceived reality of the world as we know it is based on our brains selecting aspects totally dissolved in the absolute reality and selecting them to form our physical perceived world. The brain is actually projecting a filtered image from the total reality. A simplified example would be like having a bottle full of sand mixed from grains of different colors giving an undifferentiated appearance. Then imagine wearing colored eyeglasses that only show you one color of sand. You will then perceive the patterns formed by the grains of that specific color from the undifferentiated whole. This is your perceived reality superimposed by the eyeglass color filter on the unperceived whole. Different color filters will show you different realities, or dimensions, all existing simultaneously within the total absolute reality.

To prove this point, we ask the question: If we project perceived reality from the brain, then can we also influence it? The answer is a definite yes. On the physical level, however, a lot of psychokinetic energy would be needed. Some people, like the late Russian Nina Kulagina, are able to move objects through the power of mind. It is, however, a rare ability. On the subtle energy level, however, things are different. The stability of the energy quality of perceived reality is a result of the collective resonance of the perceivers. To affect it, we have to use a quality that will have a measurable effect on all of those participating in the perceived reality within a certain space. The center quality of BG3 can be used to affect the collective subtle energy and to produce measurable effects on the electromagnetic stress and the balance of individual organ functions in space. We usually ask the participants to assess the stress in the space or in their bodies through any type of available testing.

Muscle testing, twelve-point Chinese pulse diagnosis, radiesthesia, biofeedback, or other methods can be used. We then aim a BG3 emitting BioGeometry Shape (Djed-Wadj, IKUP, or BG16) at the visual cortex at the back of the head and check the room for BG3 quality, reduction of electro-stress and increased organ balance. As long as the shape is pointing at the visual cortex at the back of the head and the person's eyes are open, the effects of the BG3 quality are present; it disappears when the eyes are closed. We have demonstrated this phenomenon of projection with all the senses with similar results. Having demonstrated the ability of the human brain to harmonize its surroundings, we then researched the possibility of using BioGeometry Signatures that can be used anywhere on the body or in its visual surroundings to achieve the same effect.

There is a very interesting BioGeometry Signature that brings the BG3 energy quality into the visual cortex of the brain (Fig. 19-5). This BioGeometry Signature is not included in the pendant as the effect on the environment is temporary. The same effect can be achieved if one bridges the two hemispheres of the brain with two fingers, while pointing with the other hand at the heart energy center or the center of the forehead between the brows (Fig. 19-6).



Fig. 19-5  
Visual Cortex BG3  
BG Signature  
This BG Signature  
begins from the bottom.



Fig. 19-6.  
Brain Hemisphere Bridging and  
Centering

## The Heart Levels

There are several BioGeometry Signatures for the many functions and levels of the subtle energy in the heart (Fig. 19-7). They are arranged as a vortex with multiple rings of light and shadow that go all the way from the individuality of the physical to the multidimensional universality of the highest spiritual dimensions. In the Arabic language, we find several names for the heart, each referring to a different aspect of the heart functions. The “Qalb” refers to the core of things as when perceived from the inside-out and denotes our innermost center of being. “Lobb” refers to the mind of the heart and is related to deep extrasensory recognition. “Fouad” expresses the burning fire of the heart that can affect others. “Sadr” means foremost part or chest, but in conjunction with the heart, it is used to express the light of spirituality and knowledge opening and widening the heart. From a human perception point of view, the heart is the center of the universe and the vessel of universal knowledge.



Fig. 19-7. Heart  
BG Signature

## The Rhythm of the Heart

The rhythm of the heart is the basic rhythm from which all the other rhythms in the body arise. Any disturbance in the rhythms of the organs can be detected in the heart rhythm. Harmonizing the heart rhythm will have its effect on all organ functions. The heart rhythm is the body’s resonant communication with the universe with which it exchanges information resulting in the extrasensory knowledge of the heart. The rhythm quality can be tested multidimensionally on all levels as it reflects the individual quality on each of these levels within their correspondent plane of nature (Fig. 19-8).



Fig. 19-8. Heart Rhythm  
BG Signature

## The Right Heart

The Right Heart BioGeometry Signature (Fig. 19-9) refers to a spiritual center of energy located slightly to the right of the heart. This BioGeometry Signature is very powerful as it has an overall multilevel harmonizing effect. This BioGeometry Signature will project the expand the BG3 quality of the heart to fill the surrounding space with the same effect as those of the visual cortex.



Fig. 19-9.  
Right Heart  
BG Signature

## Infinity

The infinity sign (Fig. 19-10) releases the stress caused by past memories. In general, any visualization related to the present or future will not cause stress as it flows with the current of time. Looking backward in time is like swimming against the current of time and causes



Fig. 19-10.  
Infinity Sign

stress. This stress is there even with the happiest of memories. By visualizing or wearing the infinity sign when going backward in time, the pressure is released and memories become a source of supportive energy Infinity Sign along the time line.

## Angelic

The Angelic BioGeometry Signature increases the Higher Harmonic of Ultra-violet quality in the subtle energy field on the spiritual level to achieve a resonance with the angelic dimension. It has very advanced esoteric uses, but in general, it has a harmonizing and purifying effect on all levels as it enhances the action of the angelic laws of nature in our environment (Fig. 19-11).



Fig. 19-11.  
Angelic BG Signature

## Protection

There are several BioGeometry Shapes and BioGeometry Signatures that protect the subtle energy field from external harmful effects. Each one has a particular harmonizing quality on a certain level.

### The BioGeometry L-90

The BioGeometry L-90 is a BioGeometry Shape (Fig. 1912) and not a BioGeometry Signature. It is, however, the most potent of all the protective shapes and usually worn alongside the BioGeometry Signatures Pendant. The L-90 combines several BioGeometry forming principles to create a field of natural energy-balancing qualities, and it works to balance negative emotional disturbances, thus enhancing psychic protection. The L-90 will protect the emotional levels from any intrusion from elemental entities or magical practices. There are other well-known examples of shapes for protection, which are effective but do not fall under BioGeometry, as they do not have the BG3 energy quality. Five-pointed stars are well known to have a strong protective property against psychic attacks as they balance the emotional levels of subtle energy. Six pointed stars balance the higher emotional and lower mental levels, while eight-pointed stars balance all the mental levels. Each one of those symbols is effective in its own way depending on the nature of the disturbance. There are also two BioGeometry Signatures of the human attributes of divine names that are very effective in psychic protection (Fig. 19-13). The L-90 pendant is also effective in protecting from the stress caused by electrosmog on the emotional level.



Fig. 19-12.  
L-90



Fig. 19-13.  
Moqtader & Gabbar BG Signatures



## The BioGeometry L-66

The BioGeometry L-66 (Fig. 19-14) is a basic protection from electromagnetic radiation on the vitality level. It is used on the corners of the window glass panes and on all types of electrical devices. It is also part of electrical, water, and other strips that have numerical codes.



Fig. 19-14.  
L-66

## The BioGeometry L-103

The BioGeometry L-103 (Fig. 19-15) configuration of the BioGeometry L with an angle of 103 degrees is specially tailored to harmonize and protect from wireless emissions from routers, GPS, and similar wireless devices by placing it directly on the device. It is also a part of the Car Kit, as our modern cars have excessive electromagnetic radiation from several systems (GPS, Bluetooth, electro-motors, etc.). The L-103 angle works on the mental level.




Fig. 19-15.  
L-103

## The Combined L

The Combined L is for those interested in a combination of the L shapes, this is a very potent shape that combines the L shapes for cosmic radiation, EMF stress, psychic protection, mental balance, and wireless harmonization (Fig. 19-16). This shape will reduce stress in environments with excessive EMF that we find in our workplaces and homes. It also offers protection in modern vehicles, especially hybrid and electric cars, as well as in airplanes.



Fig. 19-16.  
Multiple  
Angles  
L Shape

## Chapter 20: Choosing the Right BioGeometry Signature

BioGeometry Signatures can be used by anyone, but those who have a medical background or a good knowledge of the body and its subtle energy system, including the Indian chakra system, the Chinese acupuncture meridians, and other forms of alternative energy healing, will have an advantage in choosing the correct set of BioGeometry Signatures. Let us take the example of a tennis player who suffers from a tennis elbow; it would usually mean the end of his career. He will be prescribed drugs and probably cortisone treatment and extensive physiotherapy. These usually provide temporary relief. When using BioGeometry Signatures, we look at the cause of the problem and the connections between organ functions. To start, we choose the correct elbow BioGeometry Signature, if unsure we use all the ones that seem applicable to the elbow to be safe. From Chinese medicine, we know that the colon and the elbow are connected, because the colon meridian runs through the outer part of the arm over the tennis-elbow point. We will, therefore, need BioGeometry Signatures for the elbow muscle and the colon functions, to balance the energy of that area. There is also another association, referred to as the mother-child relationship, between the lung and colon meridians as the energy from the lung meridian flows into the colon meridian. This mother-child relationship with every preceding as well as following meridian makes every meridian play both mother and child roles. One can always include BioGeometry Signatures based on both relationships.

There are also possible combinations based on similarity of shapes. Organs with similar shapes (e.g., ear and kidney) are in communication through the resonance of shape. This relationship also applies to BioGeometry Signatures of similar shapes.

Experienced practitioners can use any diagnostic device to help them choose the correct BioGeometry Signatures.

Examples of such systems that we have used in the past are Physical Radiesthesia, computerized technology, bio-imaging, EKG, EEG, heart coherence, or any other body monitoring system to evaluate the energy balance and find what the person needs. Sometimes we find that the person needs patterns that seem totally unrelated to his condition. This could be for several reasons: one could be that the person might have an undetected problem in the organ function on the energy level that has not yet manifested physically.

While working with BioGeometry Signatures, we found that sometimes a BioGeometry Signature for a specific problem also works for something else. We had such an experience when working with the research on hepatitis virus C. We used several BioGeometry Signatures for immunity and liver among others. The liver functions improved slightly, but when we went into the details of the liver cells, we found that something was still missing. We needed something to correct the inside of the cell and surprisingly found that one of the BioGeometry Signatures for the heart corrected the problem. This worked by resonance with something inside the liver cells, or other undiscovered relationships. In any case, one has to check the choice of BioGeometry Signatures a second time after a few days to see if any new ones are needed. We should not discard any pattern that we have found, or even feel that we need to add. This gives us new insights. That is why we always recommend using Physical Radiesthesia to find the ones that resonate best with you without checking what they are for. This will help avoid autosuggestion or jumping to the wrong conclusions, as a proper diagnosis can only be made by a medical professional. Since nothing is ingested, you can use any number of BioGeometry Signatures and let the body resonate with what it needs, as is done with the general BioGeometry Signature Pendant.

From experience, it is recommended to use a large combination of BioGeometry Signatures covering all body functions as a base, and then after to check for extra BioGeometry Signatures if needed. We have a large selection of BioGeometry Signatures covering most body functions on the BioGeometry Signatures Pendant. This allows the body to make its resonant choices that might change at different times of day and night, moon phases, or seasonal changes.

I often engraved BioGeometry Signatures on metal pendants for friends and found out that if they combined them with the BioGeometry Signature Pendant, which had the complete set of BioGeometry Signatures on the other side, the effect was more potent than wearing the Signatures engraved on the metal chip alone. As an example, we added the liver and immunity system BioGeometry Signatures seven times each on the pendant that already had the whole set for the National Liver Research study for hepatitis C. The results placed us ahead of any other alternative or traditional chemical drugs used in this comparative research project.

A few methods to choose BioGeometry Signatures are discussed below. If one is printing and laminating the BioGeometry Signatures, one can have the pendant BioGeometry Signatures and the extra ones drawn around it or on the other face.

### **Direct Sensing**

With some general medical knowledge, one can always add the necessary BioGeometry Signatures without any type of testing. In some cases, intuition seems to work well in the choice of BioGeometry Signatures. In a research project done many years ago by one of the BioGeometry students running a camping center for children with special abilities, the children were presented with an array of BioGeometry Signatures from which they were made to choose by intuition a few BioGeometry Signatures to draw. They all picked the BioGeometry Signatures that were measured later to be right for their condition. They could sense the pressure release in their heads when they held or looked at certain BioGeometry Signatures. Children with similar conditions chose the same BioGeometry Signatures with an accuracy of four out of five.

The same thing happened during our work in the electrosmog project in Hemberg, St. Gallen, Switzerland. I was introduced to a family who had three children all suffering from epilepsy and each had around five seizures a day. While the medications managed to offer some improvement, side effects made them unable to lead a normal life: go to school or play with other children.

While I was speaking with the parents, the children were attracted to the BioGeometry Signatures Ring I was wearing, one child asked to touch it. I let him hold it, and he passed it to his siblings. I was astounded when they all said that they immediately felt the tension in their heads subside every time they held the BioGeometry Signatures Ring. The children were part of the research project, and we provided them with BioGeometry Signature bracelets. All three children remarkably reported complete remission.

Another couple that had an epileptic one-year-old baby came to visit their parents and found that as long as they were in the area of Hemberg, their baby did not have seizures. When they went back home, the seizures returned, so I provided them with a small BioGeometry Signatures chip. They pinned it on the baby's clothes, and the seizures were markedly reduced. Throughout the years, we have had many such successful experiences with epilepsy.

In an interview that was aired in the documentary by the Swiss National Television, the chief medical doctor of the state of St. Gallen, Dr. Felix Jungi, said, "In this awkward situation, where the people were really sick and we could not find the cause, anything that can help is welcome. This method definitely works and I can confirm that, although I cannot explain it" And furthermore, when asked if he would recommend it elsewhere in Switzerland, he answered, "Definitely, since it works."

Hemberg is a village at the top of a mountain. It is a popular tourist area. The people there are mostly farmers. When the mobile tower was installed in the church tower in the center of the residential area, it only took a few months for the residents, who were living very close to nature and not affected by the modern technology of urban areas, to feel the change. Migrating birds left the area and the swallows deserted their eggs. Infertility and stillbirth rates were on the rise. Many symptoms of health problems increased: headaches, irregular heartbeats, high blood pressure, ear problems, back problems, and a long list of ailments. Things always got worse on weekends when the tourists came and the use of cell phones, which the residents rarely use, increased dramatically.

The residents there become highly electro-hypersensitive and some actually lived in their basements on weekends and covered the beds of their children with special protective nets. When the authorities arranged a meeting with the town council at the town hall with the residents, I was introduced to a highly aggressive and angry crowd who did not trust the government or the mobile communication authorities. To make a long story short, I displayed some of our similar projects and managed to convince them to work with me to find a solution. We worked together, and they were eager to learn the BioGeometry applications and try the BioGeometry Signatures. Once we put a successful solution together, they became very close friends and later worked with me to provide solutions to other areas.

During the work in Hemberg, I noticed that by just facing the direction that produced the strongest tension in their heads, electro-hypersensitive people could determine the direction of faraway sources of electromagnetic radiation that were sometimes not visible due to their distant location. This confirmed the fact that secondary compression scalar waves (electrosmog) resulting from the electromagnetic emanations were also affecting people at great distances beyond the reach of the EMF sources. At the same time, they were also able to pick the BioGeometry Signatures that relieved their stress. We used to also ask electro-sensitive residents to face far away EMR sources while we were installing BioGeometry emitters and aiming at the sources. The adjustment was very difficult to make, as every little increment would completely set it off the target. The electro-sensitive persons would look in the direction of the source and tell us when the emitter was aimed correctly, which we would later verify with measurements (Fig. 20-1). Fourteen years later, in 2016, residents of Hemberg contacted SwissCom, who again invited us back as they were upgrading the cell tower installation.




Fig. 20-1.  
Emitters Directed Toward Distant  
Sources of Electrosmog

While doing the upgrades, they had dismantled the BioGeometry Shapes in the tower, which led to complaints by some of the residents. Accordingly, the shapes had to be reinstalled (Fig. 20-2).

In general, with the current situation of the ever-increasing epidemic of electro-sensitivity, we find an increasing number of people, especially women and children, who can sense the effect of BioGeometry Signatures and can choose the BioGeometry Signatures product they need.




Fig. 20-2.  
BioGeometry Shape Installed  
Inside Cell Tower

### **Muscle Testing**

Trained kinesiology practitioners can use this method of muscle testing to choose the suitable BioGeometry Signatures. One general method is performed with the test person's arm outstretched and held tight and the other hand placed on the problem organ, we can press the outstretched arm and place the BioGeometry Signatures on the body, until we find the ones that would restore the weak muscular tension.

### **Dowsing and Psychic Methods of Radiesthesia**

Radiesthesia is the science of detecting the effect of any object on our subtle energy system. It is very much like muscle testing, but on a subtle energy level. There is a mental/psychic method referred to as dowsing or radiesthesia, which is a way of entering into a dialogue with the subconscious, while using a pendulum or a dowsing rod as an indicator programmed to rotate in one direction for "Yes" and in the opposite direction for "No". This is a form of automatism related to autohypnosis (see the work of Emile Coué on the subject).

This can give fairly accurate results as the subtle energy field expands and gets stronger to indicate a positive effect or contracts and gets weaker with a negative effect, which the subconscious immediately detects and expresses as the "answer" by the pendulum. This method is prone to autosuggestion and its accuracy is based on the psychic ability of the person. Physical Radiesthesia, on the other hand, allows us to use a detailed anatomy chart to find subtle minute relationships between an organ problem and a corresponding BioGeometry Signature.

### Scientific Physical/Harmonic Radiesthesia

For research purposes, we use a different method that on the surface seems similar but is completely different. This science, which is referred to as Physical Radiesthesia, uses different types of pendulums calibrated to qualitative scales of color, polarity, angles, or Lecher antennas (Fig. 20-3) calibrated to certain wavelengths. One calibrates the pendulum to the subtle energy quality of one's wavelength (such as the musical note related to a string length). It is easier than it sounds. Just hold the pendulum on a short string length and move it forward and backward in a straight line while increasing the length in very small increments until the pendulum enters into a rotation and a pull is felt on the string. This is the so-called personal wavelength, but it is actually repeatable on several lengths of the string as in a musical note, just like the octaves on a piano. You can then hold the pendulum on any object and see if the pendulum rotation increases (good) or decreases/inverses (bad) for you. You can also use the free hand to point at the object and check the rotation of the pendulum. BioGeometry instruments add the concept of universal harmonics, as revived in the Physics of Quality, to Physical Radiesthesia. The most commonly used BioGeometry pendulums incorporate special polarized dials that can be easily calibrated using angles, instead of string length, to enter into resonance with a desired energy quality. They are much more accurate to use, especially for research purposes (see APPENDIX D: The BioGeometry Vertical and Horizontal Dial Pendulum Set).



Fig. 20-3. Lecher Antenna



## **The Personal Diagram**

When we use radiesthesia or other forms of measurement or treatment, we become very sensitive to the effect of shapes on energy functions. It could happen that when we are in resonance with someone, we sometimes get a visual intuition, or some form of channeling, as a mental picture, that we feel will balance the energy of the person. We call this a “personal diagram.”

It is very important not to confuse a channeled symbol with BioGeometry Signatures. A channeled personal diagram is related to an individual person, at a specific time and in a specific place, and if correct, it usually has an all balancing effect. The same person might not need this same diagram on another day or in another place. It is related to the moment. It is very different from BioGeometry Signatures that are not specific to one individual and time or place. Another major difference is that BioGeometry Signatures work on the basis of resonance and are not dependent on the practitioner’s visualization, but on his expertise in choosing the right combination of BioGeometry Signatures based on his measurements and knowledge of the body’s energy anatomy.

## **A Note on Autosuggestion and the Placebo Effect**

Following the huge coverage of the Hemberg project in the media, some allegations were made, sometimes by prominent psychologists, of autosuggestion and the placebo effect. It must be noted, and this is a point often brought up by the residents of Hemberg in several press conferences regarding BioGeometry, that the effects of Hemberg were not limited to the residents, they extended to the animals and plants in the area. Many of the articles on Hemberg and Hirschberg focused on the health of the cows in the barn, which were having an abnormal number of miscarriages before the BioGeometry solution.

For the past three years, in the Canadian province of Quebec, we have used BioGeometry in animal farming to raise chicken completely chemical and antibiotic free. In cow farming, we use BioGeometry to lower the leucocyte count in cow's milk to record levels. BioGeometry was also applied in the 1990s in a three-year project at the parasite research center of the University of Wageningen headed by the late professor Peter Mols. BioGeometry reduced the parasites on already infected trees by about 15%, but when it was applied on the plot before the trees were planted, it protected them from parasites.

Prominent scientists would sometimes come out in the media and assure the population that electromagnetic radiation does not cause any health problems. At a time when so much research exists that proves beyond doubt that electromagnetic radiation can cause numerous health disturbances, the industry manages to bring out counter research to disprove this and cause a stalemate. When it comes to electrosensitivity, most medical doctors today are not properly informed, as the new technology is growing at a very fast pace and is controlled by the industry that has the resources to steer research and media to their own needs. This attitude is understandable because they have no viable solution to the problem and admitting it would only cause a public scare that they could not deal with. This attitude of cover-up produced a huge gap between the industry and what has become an alternative health culture. On a positive note, however, when the success of dealing with electro-sensitivity in the electrosmog project in Hemberg made the news on television and in the press, Claude Georges, the Director of Swisscom mobile communication and environment, officially recognized electro-sensitivity as a modern disease on the main news of Swiss television.

## Suggested BioGeometry Signature Additions

There are some BioGeometry Signatures that we found are very helpful as a basic selection.

The Thymus BioGeometry Signature plays an important role in our immunity and energetic level. The Immunity BioGeometry Signature is also useful to be added alongside the thymus as a general support (Fig. 20-4).



Fig. 20-4. Thymus and Immunity BG Signatures



Fig. 20-5.  
Stomach  
BG Signature

The Stomach BioGeometry Signature (Fig. 20-5) is very useful, because as we know from our studies in Chinese medicine, the stomach meridian runs through the whole body on both sides. There is a saying in Arab traditional medicine: “The stomach is the root of all ailments”

The BioGeometry Signatures for the pituitary functions are important for hormonal balance (Fig. 20-6).

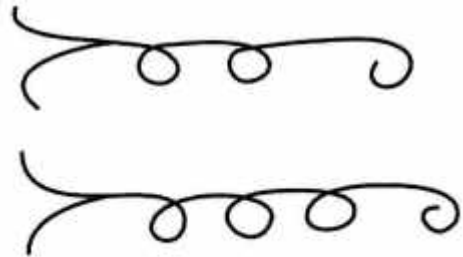


Fig. 20-6. Pituitary BG Signatures

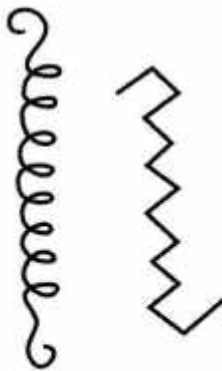


Fig. 20-7.  
Spine and  
Nervous System  
BG Signatures

The BioGeometry Signatures for the Spine and Nervous system will help with back problems and are also good for the central nervous system and immune problems related to the spine (Fig. 20-7). From its shape, we can see a flow from the base of the spine, moving the energy up along the vertebra to the back of the brain, and pineal and pituitary glands.

The main Liver BioGeometry Signature (Fig. 20-8) is an important support to all metabolic functions.



Fig. 20-8. Liver BG Signature

The Heart BioGeometry Signatures are also recommended to be included in the basic selection (Fig. 20-9).



Fig. 20-9. Heart BG Signatures

Three signs that are my favorites to accompany any choice of BioGeometry Signatures are Depression, Angelic, and Right Heart. In all cases, we recommend adding the BioGeometry L-90 shape to deal with the emotional aspects of disease (Fig. 20-10).

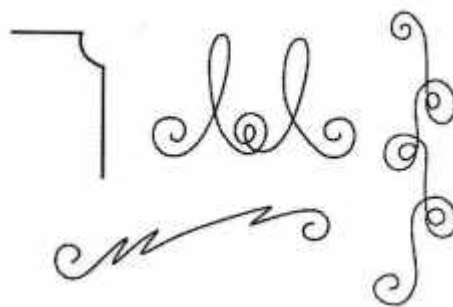


Fig. 20-10. L-90, Angelic, Right Heart, and Depression BG Signatures

## Chapter 21: The BioGeometry Signature Chip as a Pendant

The use of BioGeometry and BioGeometry Signatures, based on an environmental living energy exchange paradigm, is an excellent energy support to all types of mainstream or complementary medical treatments. The supportive role of the BioGeometry Signature Pendant in energy balancing of the immune system has been documented in blood tests done as part of medical research pilot projects for hepatitis virus C and others. The effect of the BioGeometry Signature Pendant in the increase in the low count of platelets has been a repeatedly observed phenomenon.

In our research, we have found that grouping large numbers of BioGeometry Signatures in close proximity does not affect their efficiency, as long as we place them in the right layout in relation to each other and apply certain rules to avoid tips or pointed parts affecting neighboring patterns. When applying a large number of BioGeometry Signatures to the body, we are not faced with the problems of drug interactions, overdose, or side effects. The combined BioGeometry Signatures work more like a computer chip, on which all the integrated circuits are present and whenever we need a particular function, we will automatically interact with it. The reason we made chips with so many patterns is that with all our present knowledge in the East and West, we do not really know everything about the energy systems of the body. Having as many of the proper BioGeometry Signatures as possible will always be beneficial, so that the body's own wisdom can make it resonate with whatever it needs whenever it needs it. In the BioGeometry Signature chip, there is a basic level of resonance between the organ functions and all the BioGeometry Signatures with a more intensive activation of any BioGeometry Signature needed at the moment. This additional activation, depending on need at a certain moment and for a certain period, gives this system a sort of dynamic adaptation to body needs.

When wearing the chip for the first time, some initial discomfort might appear that is caused by the sudden boost given to the immune system by energy balancing, which produces a cleansing effect and should disappear within a day or two as is common with homeopathy and some other energy alternative treatments. Should the symptoms persist, they would be unrelated and the person should seek medical attention. Cleansing symptoms can include diarrhea, coughing, or difficulty falling asleep, as we are not used to this new level of energy. So on the first day, we should start with the first use of BioGeometry Signatures preferably in the morning. Some people wear the BioGeometry Signature pendants for just a couple of hours the first day and gradually increase the amount of time. Most people who do not experience cleansing effects prefer to wear the pendant day and night from the first day to experience the full effect.

We must keep in mind that in making a general multipurpose chip, governed by size and weight and other aesthetic criteria, there were inevitable limits on the choice of BioGeometry Signatures to be included. It may be necessary to engrave an additional BioGeometry Signature on the pendant, as in some cases, a special BioGeometry Signature that is not on the pendant might be needed for a particular case; or an individual BioGeometry Signature might need to be added in a specific number or a BioNumeral (number of loops) variation of the BioGeometry Signature would be more effective. Whenever we find a more effective combination or newer BioGeometry Signatures that need to be added, we produce a new generation of pendants. This also might be necessary with changing technologies.

### **Where Do We Get the Energy to Flow through the BioGeometry Signature?**

The safest and most effective method to activate a BioGeometry Signature is to let the minute level of subtle energy from the body's own peripheral energy flow through its linear shape. This will naturally occur when the BioGeometry Signature is placed within the body's field. Some sensitive persons can become aware of the body's peripheral energy when someone is too close to them and they feel an intrusion into their space or even when pointed objects or corners within their space are pointing at them.

A small battery or magnet can be used to introduce a small current into the BioGeometry Signature. However, it is better to avoid that, because electromagnetic fields are harmful to our biological system. This fact should be taken into consideration when using electronic medical devices. Intensive care units would benefit a great deal if the harmful side effects of electromagnetic fields were reduced. A three-month trial in the intensive care unit of the Ahmad Shafik hospital in Cairo, Egypt, showed a marked reduction in post-operative problems. In 2001, I gave a presentation about this experiment in a medical conference in Cairo, headed by Dr. Ahmad Shafik, who confirmed and gave his observations on the experiment.

*It is important to warn that in our extensive research on various types of biofeedback devices and medical diagnostic and treatment devices, we found that they all have EMF that causes some stress on the body.*

### **The Design of the BioGeometry Signatures Pendant**

There are many criteria that are considered in designing the shape of the BioGeometry Signatures Pendant. The general ones relate to material, size, weight, aesthetics, manufacturing processes, and so on. Other criteria relate to the way BioGeometry Signatures are added, which can be through engraving, stamping, printing, or embroidering. The possibilities are numerous depending on how we want to bring the BioGeometry Signatures into interaction with the body's peripheral energy system. This can be in the form of accessories to be worn or placed on something we carry, like a cell phone for example. We have to bear in mind that to produce their full effect, the BioGeometry Signatures in specific combinations, sizes, rotation, and colors are subject to certain criteria.

Let us take the example of a BioGeometry Signatures Pendant to discuss some of the design criteria that go into pendants. One of the main criteria is making the shape emit energy quality beyond its borders. This emission will carry the subtle energy quality of the BioGeometry Signatures beyond the pendant's boundary and thus increase its effect on the body. Furthermore, when shapes are designed to emit energy, they become less prone to impregnation, and thus more beneficent for the user. One method is through the use of lines or slits from the inside out crossing the boundary that project the energy quality beyond the frame of the pendant (Fig. 21-1).

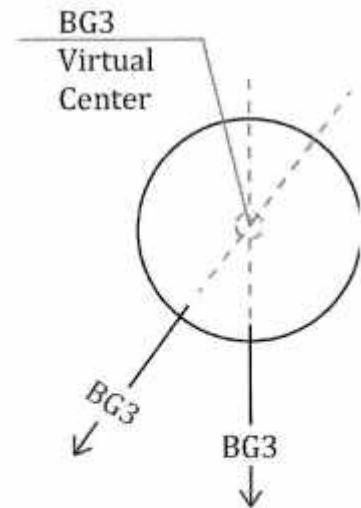


Fig. 21-1. BG3 from the Virtual Center Is Channeled along the Lines and Emitted from Their Ends



Fig. 21-2. Extended Vesica Design

also be designed to create the harmonizing subtle energy of BGS inside the pendant besides the BG3 emitted from the BioGeometry Signatures themselves. The extended Vesica shaped pendant (Fig. 212) is an example of a pedant shape we used to produce that emitted BG3. The Vesica shape was modified to form two circular arcs forming the shape and extending beyond it. A regular Vesica shape will only have BG3 inside it; the extension of the arcs projected the BG3. The



Fig. 21-3. L-90 Shaped Pendant Frame

L-90 pendant frame (Fig. 21-3) is another example of the BG3 quality in pendant design that we have used in earlier generations.



In other pendants, we used the “Lachovsky resonator” principle to create the emission by cutting a very small opening in the circumference of a ring so that the shape emits a wavelength defined by the diameter of the circle (Fig. 21-4).

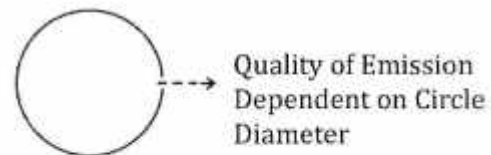


Fig. 21-4. Lachovsky Resonator Principle

This principle is used in the design of ancient temple chambers that emit a specific wavelength, based on the room dimensions, through the door opening. Dr. Konstantyn Meyl found



Fig. 21-5. BioGeometry Signatures Pendant

that the wavelength of each of the Greek temples was specific for each divinity. The Apollo Temples all emitted the same wavelength, while all the Athena Temples emitted a different wavelength specific to them. He identified this as an ancient system of communication at a distance. Our current pendant uses this principle with two concentric circles to emit two separate wavelengths from a linear opening (Fig. 21-5).

In the design of BioGeometry Pendants, the principles of the dial system and the color quality distribution on a circle (Fig. 21-6), and the Lachovsky resonator principle are used, where the subtle energy quality of each BioGeometry Signature determines its place in a certain angle with the main axis, so that its quality is projected along that axis through the opening. When placing BioGeometry Signatures within a pattern or a shape, one has to find the right spot by means of Physical Radiesthesia measurements using specially designed BioGeometry tools to determine where the BioGeometry Signature will be most effective. Ideally, the BioGeometry Signature placement can be fine-tuned to produce BG3. In practice, the ideal locations can overlap, so one has to find the best compromise.

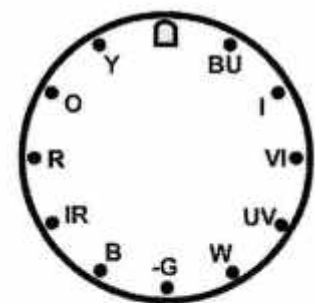


Fig. 21-6. Color Distribution in a Circle in Relation to Polarizer Location on Dial

Certain shapes, such as circles with a slit, semicircles, and pyramids, have their own inherent polarized energy quality distribution and are not affected by directionality. This effect can be used to enhance the effect of the BioGeometry Signatures placement as with the current pendant design. In general, the BG3 quality is not affected by directionality.

The “arrow effect” reduces BioGeometry Signatures’ efficiency. This happens when a pointed shape pointing in the direction of the BioGeometry Signature is placed close to it. It is therefore good practice to have the sharp points from any type of neighboring patterns aiming away from the BioGeometry Signature.

The distance between BioGeometry Signatures is also an important factor. The minimum distance is different in each case and has to be determined through testing. Design wise, they should not touch or overlap.

The material from which the pendant is made also has its own additional effect on the energy quality of the pendant. Alloys, bronze, silver, or gold have their own energy quality that is added to the pendant, but this has only a small secondary effect, as the pendant design in BioGeometry is based on the energy of shape. This is true even for pendants made of engraved plastic or laminated printed paper work. The energy of bronze or copper provides some enhancement to the pendant; silver will give it another slight increase, while gold enhances it even further. But as each material has a different quality, individual preferences play a role in the choice.

## Chapter 22: Impregnation

### **Impregnation Is a Universal Phenomenon**

BioGeometry is one of the few sciences that deal with the problem of impregnation. We deal with it to ensure the efficiency of BioGeometry products. Impregnation is a universal phenomenon and not specific to BioGeometry. Our tests show that all other accessories and energy solutions impregnate after some time, which usually reduces their effect.

All objects generally impregnate. Some refer to the subtle energy field of the object when impregnated as “suppressed” and when cleared as “unsuppressed”. When suppressed, or impregnated, the energy field is so overloaded with information from the subtle energy interaction with the surroundings that it becomes heavy and less able to resonate with the body’s subtle energy functions. When our hair is impregnated, or statically charged, we feel uncomfortable and have the tendency to stroke it to clear off the accumulated charges. At the end of the day or in a particular stressful environment, we might feel the urge to change our clothes and wear something more comfortable. We can, however, by patting down our clothes or raising one hand up in the air, clear accumulated electrostatic impregnation. This type of electrostatic impregnation produces a certain stress on the body just like any other type of electromagnetic field, which causes some discomfort but no permanent harm. When this type of impregnation occurs with a BioGeometry Signatures Pendant, it suppresses the harmonizing effect of the BioGeometry Signatures, and the original subtle energy imbalance of the organ functions reappears besides the stress from the electrostatic field itself. This does not mean that the pendant is causing harm, but rather that it is not protecting the body from it. An impregnated pendant, where the BioGeometry Signatures are suppressed, will be the same as any metal accessory worn on the body.

*A note for practitioners of Physical Radiesthesia: Static and higher impregnations will have some vertical Negative Green that is detected with a neutral pendulum through the inversion of polarity of the pendulum when set on a personal wavelength, as well as Vertical Dial pendulums with the Negative Green setting (clockwise rotation). This does not indicate a harmful effect on any organ and is just the effect of the static field. A simple hand swipe over the area will restore the flow. This is a very tricky situation in general, as the electromagnetic radiation and electrosmog in our modern environments is always adding the vertical Negative Green quality to our system.*

### **Impregnation and the Multidimensional Open Energy System**

All animate and inanimate objects are in constant energy exchange with their environment. All levels of energy exist in an abstract collective state in the environment. These include material, vital, emotional, mental, and higher levels that are part of our body's total energy system. Just as we breathe the air that exists in an abstract collective form around us, interact with it in our lungs as part of our individual energy system, then exhale it back into the environment, we interact in a similar way with all other levels of energy as these levels are all part of the same energy system. In this continuous exchange of energy between the individual and collective levels, each level affects the next and is affected by it. These effects are actually a type of information exchange in a quantitative as well as a qualitative way. This is the same for all multidimensional subtle energy levels of the emotional, mental, and higher planes of nature. The way we feel is mainly due to our personal interactions on all those levels, interspersed with the collective effects on all the levels in environment. The resultant energy quality is thus sent back to the environment to become part of the collective quality to which we had added our input on each of the levels. The human being, just like everything else, is a multidimensional open information exchange system. Any object within this energy exchange system, or in distant resonance with it, will be affected by the quality of this energy exchange. So the quality of the collective, as well as individual information exchange, will also affect all objects we interact with.

Others might not decipher the entire content of the information, as most of it is on an unconscious level, but the quality of information has its effect all the same. Inanimate objects can also store and exchange this information. The harmony between the subtle energy qualities on all levels, from the highest emotional mental states down to the organ functions and even further on the cellular and DNA level, is vital for the optimal health of the system. Any unbalanced information entering the system on any level can affect the harmony on all other levels.

The BioGeometry Signature accessories usually correct this qualitative imbalance to protect the system. With time, however, more and more information on the emotional and mental levels impregnates the material of the pendant or other accessory. Positive emotional and mental states will reinforce the harmonizing effect of the BioGeometry Signatures, while negative emotions and mental states that cause stress on the system can charge the pendant with information that will inhibit its function.

Awareness and feeling of any symptoms is on the mental and emotional level, and when these are impregnated we get an increased “feeling” of the disturbing symptoms. In BioGeometry the level of impregnation can be detected on the “Archetypal Ruler” with the planes of nature strip, which measures information on emotional and mental level (Fig. 22-1).

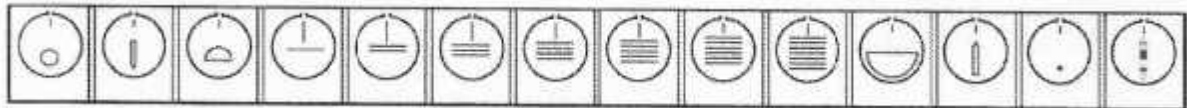


Fig. 22-1. Human Archetype Ruler Planes of Nature Strip

The BioGeometry Signatures themselves, as well as other freestanding BioGeometry Shapes, that have an open-ended energy flow, generally resist impregnation as they are cleared through the energy flow. If the shapes have no open ends, they will impregnate through the stagnation and accumulation of static and other fields. The base on which the BioGeometry Signatures are engraved or embossed is prone to impregnation that disables the flow of body energy into the linear patterns of the BioGeometry Signatures making them ineffective.

For this reason, the current pendant is designed with an open end in the circular shape to create an emission that will help dissipate impregnation. It is, therefore, usually recommended to wear one of the BioGeometry L-shaped pendants alongside the pendant as these largely resist impregnations by design and are freestanding shapes (not placed on a base). Alongside the pendant, they reduce the stress of EMF. We can also wear additional separate single BioGeometry Signatures as pendants.

If impregnated, the BioGeometry Signatures cannot do any harm— they will just lose their ability of resonant communication. If they do not work, then they are like any other pattern worn on the body, which could produce only minute energy effects. An impregnated base can cause the same discomfort similar to what is felt when jewelry is worn for a prolonged period of time. This disappears when the chip is cleared.

***The chip has to be placed on the clearing plate provided with it for a few minutes daily to remove impregnation (Fig. 22-2). It can also be knocked on a hard surface, blown upon, wiped, or washed to clear impregnation.***

The placement on the clearing tray will clear all types of impregnation on all levels. This must be understood in a qualitative way.

Besides the quantitative effects of static fields, impregnation is basically a qualitative imbalance of a system. Clearing this imbalance or disturbance of qualities from the system through the centering process of the BG3 quality introduces harmony into the system without erasing any acquired information.

Ideally, one should place the pendant or accessory on the tray in the morning and at night for about a minute. The pendant energy quality is then unsuppressed and functions properly again. When it comes to impregnation, there are no rules:

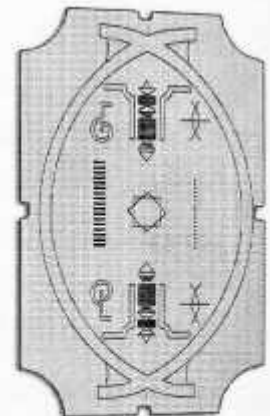


Fig. 22-2.  
Clearing Tray

we see many people not placing it on the tray for months, even years, and the pendant is not impregnated, while others need to place it on the tray several times a day because they feel its effect weakening. This all depends on the surrounding environment and the state of the person on the physical, vital, emotional, or mental levels. Wearing the pendant on the outside where it moves freely and showering with it can help keep it clear. In general, however, spiritual activity and healthy surroundings have an influence on the frequency of impregnation. This applies to all the objects we use, which can all be placed on the clearing tray if size permits. We have also developed larger clearing trays and trays with specific angles which create the BG3 quality (Fig. 22-3).




Fig. 22-3. BG3 Charging Tray

As mentioned before, if we get an initial positive result that recedes after a few days, we must first clear the pendant from impregnation, then recheck our assessment for the need of additional BioGeometry Signatures. We might have been focusing on the symptoms and did not get to the cause of the problem.

## Chapter 23:

### General Considerations in the Use of BioGeometry Signatures

Having analyzed the work of BioGeometry Signatures on the body's subtle energy system, which is in fact a part of our environment, and understood their role in the harmony of energy exchange between body and environment, we came to the conclusion that from the energy point of view, they are one and the same. We cannot deal with health problems solely through the choice of BioGeometry Signatures without consideration of its environment. The body's subtle energy system is constantly adapting itself to the environment as part of one unified multidimensional subtle energy system. The environment is in constant interaction and evolution with all life systems in it. The concepts of treatment, healing, as well as perceived cause and effect, do not apply here. One should, therefore, make a complete shift of paradigm when dealing with this unified environmental subtle energy system. Even the multilevel subconscious system, with all its qualities accumulated through the years, plays a role. We will have to go beyond our linear time and space perception and go to all the past experiences to find and correct energy imbalances that affect the whole system. The "BioGeometry Stairs of Life" exercise that we will deal with further on will take us back in time to find and balance the cracked steps that affect our subtle energy level today.

### **Earth Radiation**

The tremendous increase of electromagnetic radiation and electrosmog in our modern environment has amplified the harmful effect of Earth radiation, which according to Dr. Konstantin Meyl, Europe's foremost authority on scalar waves, is basically a secondary scalar wave phenomenon resulting from the motion of electric and magnetic currents. In the past, they were created by the natural magnetic flows of the Earth and were, therefore, a natural component of the environment.



With the advent of modern technology, Earth radiation has become a very harmful component of the modern environment. Basically scalar waves are non-electromagnetic compression waves resulting from all types of motion. They are very much like a higher harmonic of sound, air, or water waves. They usually carry the qualities of the original motion over large distances. We now know that Earth radiation carries with it the stress caused by electromagnetic radiation and spreads it over large areas.

In immune deficiency diseases, it is extremely important to check for Earth radiation, especially under the bed or in the place where a person spends a considerable amount of time, and move the furniture or apply a BioGeometry solution to neutralize the spot.

A prolonged stay in an area with a high intensity of Earth energy grids, underground stream crossings, or Earth anomalies, especially on the harmful crossings, can cause excessive impregnation on the body and make a frequent need for clearing necessary. No harmonizing solution is possible without the consideration of Earth radiation. It is understandable here that the more electronic and wireless devices we have in our spaces, the bigger the problem of Earth radiation that is amplified through resonance with electromagnetic fields. Underground streams can be a source of beneficent radiation especially at their crossings, but also a source of harmful Earth radiation, depending on their angle and polarity. Other underground anomalies (e.g., cracks and shifts) and materials (e.g., minerals) can also produce geopathic stress. We have included here an effective BioGeometry Signature that can be used to help clear the effect of Earth radiation that has left its impregnation on the body (Fig. 23-1). As the purpose of this BioGeometry Signature is to bring the body back into balance after exposure to Earth radiation, it is used temporarily. Leaving this BioGeometry Signature on the body will not cause harm, but it will not keep working or protect from Earth radiation.



Fig. 23-1. Clearing Body Earth Radiation

## **Spiritual and Cosmological Aspects of Disease**

The effect of the BioGeometry Signatures cannot always be predicted. From a holistic energy perspective, sickness has some criteria that are not under our control. Cosmological factors can play a role in the progression of a disease. Astrological inclinations, planetary positions, sun cycles, and moon phases are among the many factors that can affect our health. That is why BioGeometry Signatures may work differently at different times and in different places.

A higher divine wisdom is usually at play when it comes to illness and healing. Illness is a restorative process on a holistic level. If it is an exam that we have to go through, then any traditional or alternative healing can only manage the problem until the predestined end of its cycle. So have faith, but remember that we are not total masters of the situation. There is always a higher wisdom at play and illness can have a healing effect on higher levels that we cannot perceive on the physical.

A disease is a living memory system that has a life of its own, a personality, birth, death, and individual and collective criteria. It is a form of entity formed of our own emotional mental energy interaction with it, as well as external factors. It must be nurtured as a living entity that we should help to reach maturity before it subsides. All the above considerations are equally valid in all forms of treatment but are not often addressed. This is the reason we include BioGeometry Signatures such as the Angelic BioGeometry Signature to bring the harmony of the laws of nature into the lifecycle of the disease (Fig. 23-2).




Fig. 23-2. Angelic Signature

## Chapter 24: Using BioGeometry Signatures

The ways of bringing BioGeometry Signatures into the body's peripheral subtle energy field are innumerable. The easiest method, which we have found to achieve this is through embossed and engraved medallions in the form of pendants. Throughout the years, we have also produced key chains, cartouches, bracelets, and rings (Fig. 24-1). In general, the effect of the BioGeometry Signatures engraved on accessories is more effective when worn on the outside of the clothing, or under light, loose clothing, to give enough space to allow the proper energy flow. Placing them in a wallet, tight pocket, or bag will suppress their effect. Today, we are in the process of manufacturing home accessories including specially designed bed sheets and other textiles, as well as different types of lighting and candle fixtures, some of which are specifically designed for emotional and mental challenges (e.g., depression, ADHD, autism, etc.).



Fig. 24-1. BioGeometry Signatures Rings

Drawing BioGeometry Signatures directly on the body or using a Band-Aid or paper tape is the quickest method of introducing the BioGeometry Signatures into the subtle energy field of the body (Fig. 24-2). There are also several other techniques of bringing the resonant effect of BioGeometry Signatures into the body. These techniques involve visualization or projection techniques, however, these methods require a certain level of skill acquired through training and practice. BioGeometry Signatures can also be projected from a distance as will be explained.



Fig. 24-2. Set of Digestive Signatures Drawn on Paper Tape

## Placing BioGeometry Signatures on the Body

In general, BioGeometry Signatures do not have to be placed on a particular organ or on certain areas of the body.

The choice and use of BioGeometry Signatures can be combined with other treatment methods to produce an enhanced synergetic effect. As an example, they can be placed on corresponding reflexology zones or on the Chinese acupuncture meridians. In ancient civilizations, certain amulets were placed as jewelry on the body's subtle energy centers (chakras). BioGeometry Signatures can be also combined with precious stones (Fig. 24-3).



Fig. 24-3.  
BioGeometry  
Signatures  
Pendant  
with Stone

## Drawing BioGeometry Signatures

A BioGeometry Signature will accept a small change in proportion without the flow being changed, as long as the pattern of flow is not distorted. To preserve the pattern of flow, one must start from the indicated starting point of each BioGeometry Signature.

Drawing a BioGeometry Signature is not difficult, but for it to work properly and be effective one has to learn certain skills.

- The way you hold the pen in your hand should be very flexible and the hand movement should be very fluid so as not to restrict the subtle energy flow into the BioGeometry Signature and enable a proper linear motion. Your whole body becomes one unrestricted movement of multidimensional energy that flows into the writing.
- You should draw the BioGeometry Signature in one unrestricted single motion. If you stop in the middle to look at the shape you want to copy, you will not have the proper fluidity of line.
- You should memorize the BioGeometry Signature by drawing or tracing it several times so as to be able to draw it in one stroke.

- It is of vital importance to start the drawing of the BioGeometry Signature in the right direction indicated by the little arrow (do not draw the arrow).
- Tracing or coloring sheets can be made as a daily exercise for kids and adults.

## **Engraving BioGeometry Signatures**

BioGeometry Signatures can be engraved with a special device used by professional engravers. Personally, as I enjoy drawing the BioGeometry Signatures, I always prefer to do freehand engraving. I always carry in my bag a small battery engraver. This has been the skill that has served me the most in adding BioGeometry Signatures to accessories for friends and family.

To engrave BioGeometry Signatures by freehand, one can choose between two types of engravers: one with a rotating tip or one with a hammer-like motion tip. I use both, but prefer the latter when doing finer work. In this case, do not place the object to be engraved on a table, as the hammer-effect will spoil the engraving. Just hold the object to be engraved firmly in one hand and engrave with the other, so that both are vibrating in unison. Once one has acquired experience, one can engrave minute BioGeometry Signatures on the tiniest of surfaces.

## **BioGeometry Signatures Out of Wire**

Forming the BioGeometry Signatures in wire is a bit tricky, besides the proper technique and tools for shaping the wire to the desired shape, one has to start at the indicated beginning of the pattern and then use radiesthesia to measure whether the wire should go over or under at every crossing. This is important in order not to lose the BG3 quality of the whole pattern. Creating the BioGeometry Signatures with wire is one of the most widely used methods by BioGeometry students, as wire BioGeometry Signatures have the advantage of an unrestricted flow as well as being resistant to impregnation, since they are not on a base (fig. 24-4).




Fig. 24-4. Wire BioGeometry Signatures by BioGeometry Assistant Suzanne Albertson

Forming a BioGeometry Signature in its full three-dimensional original form is also possible but needs experience in tracing the BioGeometry Signature quality through the three-dimensional organ shape. This needs advanced radiesthetic skills to overcome the effects of directionality.

## Chapter 25: The Projection of BioGeometry Signatures

Before projecting BioGeometry Signatures, it is more ethical to ask the person for permission if possible. In the case of BioGeometry, which is not an invasive treatment, but just a form of sending beneficent energy as in prayer or best wishes, it can be argued that it is a form of selfless unconditional help that does not need permission. It is, however, left to personal assessment of the situation. One should consider that some persons do not want to be sent anything that they are not familiar with. So one has to be considerate of the wishes of others.

To obtain a balanced sustainable effect, projection of BioGeometry Signatures to persons, animals, plants, and other living systems is done using BioGeometry paper or shape emitters (Fig. 25-1)

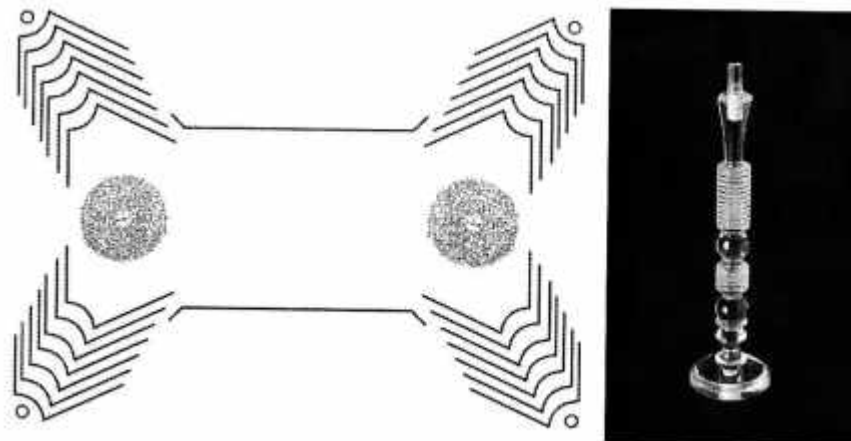


Fig. 25-1. BioGeometry Signatures Paper Emitter and Hemberg Shape Emitter

Visualization is one method of projection, however, its effect is not permanent. Those projected during daytime will lose effect at sunset, while those projected during nighttime will dissipate at sunrise. When visualizing, it is better to always have in hand a copy of the BioGeometry Signatures and a witness or picture of the recipient, to keep the visualization accurate and to produce the best effect without stress.

The BioGeometry Signatures Cards in CHAPTER 27: The Multipurpose Harmonizing Cards are a useful tool for visualization. With practice, one can just visualize the BioGeometry Signatures without the card and project them into the witness or picture. One can also visualize the recipient without a witness or picture and use the card. After some training, one can even do the whole projection by the visualization of both BioGeometry Signatures and the recipient. It all depends on how good one is at visualization. In this type of projection, the effect is usually temporary due to constant environmental changes, impregnation, and evolution of the subtle energy system of the receiving person or object.

In general, mental or psychic projections carry a lot of unwanted subconscious information that can reduce and sometimes even cancel the desired effect. This is not the case with BioGeometry emitters, as they all have the BG3 quality that harmonizes the projection and cancels unwanted side effects.

### **BioGeometry Emitters**

We have developed special emitters to project the BioGeometry Signatures at a distance. To have a continuous harmonizing effect, BioGeometry emitters use the centering effect of BG3 to overcome the dosage problem in the time and quantity aspects of the emission. These emitters can be used to project the BioGeometry Signatures on small children who might not be able to wear the medallions or might lose them or with elderly people. In general, the emitters are used as an extra support to the other products that we wear. We also use these emitters in electrosmog projects, animal farming, and agriculture.

### **Types of BioGeometry Emitters**

#### *Djed-Wadj Emitter*

The Djed-Wadj Emitter is based on the emission properties that are produced by the BioGeometry Djed-Wadj Scepter, developed from the combination of two Ancient Egyptian amulets:



Djed and Wadj to combine the female and male energy qualities of the two shapes so as to produce the BioGeometry harmonizing quality of BG3. The emitter version consists of two-cup holders in front of the scepter (Fig. 25-2). The first container near the scepter can be used to place the BioGeometry Signature in any form (wire, medallion, drawing on paper, etc.). In the second container, one can place the object to be charged such as a glass of water or a picture of a person, plant, or animal.




Fig. 25-2. Djed-Wadj Scepter and Emitter

### *The Hemberg Emitter*

The Hemberg Emitter is composed of a special shape configuration, which produces a strong carrier wave quality, and can be used to emit BG3 at a distance. This emitter was developed and used in the Swiss projects of Hemberg, St. Gallen, and Hirschberg, Appenzell LR., to reduce the symptoms of electro-sensitivity in those regions. The emitters have adjustable dials at their ends, which are used to add an additional desired energy quality on the carrier wave created by the emitter. This allows for the fine-tuning of the emitter for one's specific needs. BioGeometry Signatures can be engraved on the Hemberg emitters in order to emit their effect from a distance. This was done as part of the solution in the Swiss projects to restore the disturbed biological subtle energy functions of the residents. The emitters projected the BioGeometry Signatures to the whole community. Engraving BioGeometry Signatures on Hemberg Emitters has also proved more practical in animal farming, where it can be difficult to have medallions on all the animals (Fig. 25-3).

## *Paper Emitter*

The paper emitters use the BioGeometry L shapes in groups of seven, placed in the four corners of the sheet of paper. In this configuration, the BG3 of the L shapes, is amplified and is further emitted on a carrier wave produced by the quality of the number seven (horizontal Negative Green according to the quality scale used in radiesthesia). The “corner effect” that replicates images of objects placed in a corner all over the rectangular sheet adds a further amplification. By placing a witness of the person or place to which the emission is to be directed in the central area of the sheet and the BioGeometry Signatures or other remedies beside it, the resonant effect is



Fig. 25-3.  
BioGeometry Signatures  
Engraved on Hemberg  
Emitter

transmitted to the recipient irrelevant of time and space constraints. The easiest witness to use is a photo of a person or place, as a photo contains the energetic information of an individual or place. There are several versions of this type of BioGeometry paper emitter that differ mainly in the angle of Ls and type of BioGeometry Signature combination used. The uses of this type of emitter are endless, and are especially useful for children, who may lose accessories, and animals. The emitter has to be wiped clean daily to clear any dust that could impregnate it and weaken the effect. It should not be placed in a drawer, and it is better not to laminate it, as some forms of lamination may suppress the effect. APPENDIX F: BioGeometry Signatures Emitter contains an emitter that can be photocopied and used. You can also download a paper emitter in a PDF version from our website: [www biogeometry.com](http://www.biogeometry.com) in the footer under “Resources.” For better results, one should place the BioGeometry Signatures directly within the body's energy field.

## **BioGeometry Signatures Emitter Website Application**

We've mentioned earlier the advantage of adding specifically needed BioGeometry Signatures multiple times for an extra effect in addition to a general combination of a large set of BioGeometry Signatures. We are in the process of creating an application to allow users to create their own paper emitters for this specific purpose. This online application allows you to import your own photo and choose any BioGeometry Signatures to add alongside a general set, which you can then print out and use the same way you would a regular paper emitter as described above. In this application, we will also add any new BioGeometry Signatures that are developed in the future. For updates regarding the availability of the application please visit [www.biogeometry.com](http://www.biogeometry.com) and join our mailing list.

## **BioGeometry Signatures on Emitters for Electrosmog**

The phenomenon of electrosmog is sometimes confused with electromagnetic radiation (EMR) or electromagnetic field (EMF). While the harmful effect of EMF on human health decreases with the distance from the source, leading us to speak of safe distances, it is a completely different matter with electrosmog.

*The phenomenon of electrosmog is often mistaken for stress from exposure to electromagnetic radiation. As electrosmog is a standing wave situation (similar to fog or smog) that is a main factor contributing to electro-sensitivity, it must be dealt with in a different way than electromagnetic radiation.*

We will therefore analyze this compression wave phenomenon to understand how BioGeometry and BioGeometry Signature solutions for electro-sensitivity work. Dealing with electromagnetic radiation alone will not cure electro-hypersensitivity as the main stress comes from the subtle standing situation of electrosmog that has to be understood to be addressed.

Any linear motion creates secondary waves in its environment. As an example, if a boat moves in water, it creates waves that can travel for long distances affecting things floating on the water that sway from the subtle effect of the waves (Fig. 25-4). If the moving object were an

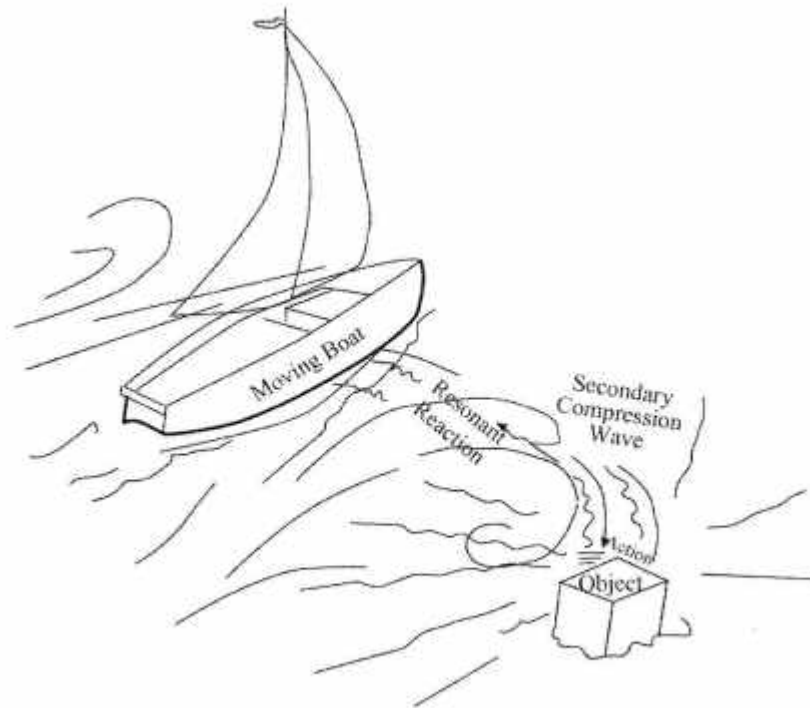


Fig. 25-4. Secondary Waves Resulting from a Moving Boat

electromagnetic wave (EMW) instead of a boat, it would still produce those secondary waves in the environment. The primary effect of the wave is due to the effect of the electromagnetic fields created around it that are limited in their distance from the center of linear motion. The secondary effect, however, is similar to that of the waves created by the boat covering large distances from the source with very subtle effects. This secondary effect is not electromagnetic in nature; it is in the form of compression waves (CW) that are produced by any kind of motion in any kind of environment. Compression waves (e.g., sound, air, etc.) are not electromagnetic in nature and do not have a constant speed of motion, as is the case of EMWs. They can travel slower or faster than the speed of light to which EMWs are restricted. Sound travels slower than light, as can be seen by the time difference between seeing lightning and hearing thunder.

However, it is not so with all types of compression waves: Dr. Konstantin Meyl has calculated that the speed of scalar waves generated by EMW is in many cases faster than that of light (see Bibliography: Scalar Waves). The secondary compression scalar waves resulting from EMW have a qualitative resonance with the EMW that produced them and therefore produce the same stress on biological functions as those produced by EMF. As with sound, the secondary compression scalar waves from all types of motion enter into a form of resonance, to produce an inaudible, very subtle background echo that remains in the environment long after the source of motion is gone, and produces a permanent stress situation referred to as electrosmog, due to the fact that it is a standing state similar to smog or fog, from which the name is derived. Dr. Meyl defines electrosmog as a scalar wave phenomenon. The fact that electrosmog is based on non-electromagnetic compression waves makes it not measurable by electromagnetic devices. So when the experts measure EMF and see safe levels, they are perplexed to find electro-sensitive people still suffering, and automatically accuse them of autosuggestion or even psychological disturbance. The prolonged exposure to electrosmog causes a state of permanent damage to biological functions that we label electro-sensitivity. The victims of this condition can have violent reactions to low EME levels that do not disturb other people, though it still harms them. With a prolonged exposure to EMR, as is increasingly the case in our modern environments, electro-sensitivity is increasing to become an invisible epidemic, as most of the people living in urban environments or using modern forms of transportation have different levels of electro-sensitivity. The symptoms include lack of deep sleep, immune problems, hormonal imbalance, headaches, back aches, eye and sinus problems, as well as problems of the skin, fertility, concentration, aggression, depression, and so on. The list is endless and the huge amount of research on the Internet does not seem to convince the industry or governments to take the necessary steps to diffuse this time bomb that is hidden within the carrier waves of the information age.

It is obvious from the above that a solution to harmonize the effect of EMR is not enough to restore the quality of life robbed by electrosensitivity.

Therefore, we use BioGeometry Signatures to restore the proper functioning of biological functions in the presence of electrosmog in the environment, including BioGeometry Signatures for the pineal and pituitary glands, pancreas, amygdala, heart, suprarenal, as well as the depression BioGeometry Signature, which can help restore negative emotional effects of electrosmog.

We also experience that emotions and thoughts can travel faster than the speed of light. This is a fact that many practitioners of distant healing have noticed due to the instantaneous effect over large distances. Some experiments have shown that telepathy occurs at speeds that are much faster than light. This means that emotions and thoughts are on an energy level that moves much faster than light and are therefore in the realm of compression waves. In the book *Back to a Future for Mankind, BioGeometry*, we introduce briefly the multidimensional energy system of BioGeometry and the shapes we use to enter into resonance with each level. We also introduce the higher planes of compression waves embedded within the electric and magnetic wave planes that are perpendicular to each other. These non-electromagnetic compression waves fill the empty quarters and travel at speeds much faster than the speed of light of the electric and magnetic planes. We have located the emotional, mental, and higher planes in the wave cross section to form a complete picture of the composite multidimensional holistic wave configuration (Fig. 25-5). This configuration can be used in a geometric way to enter into resonance with the different planes of nature.

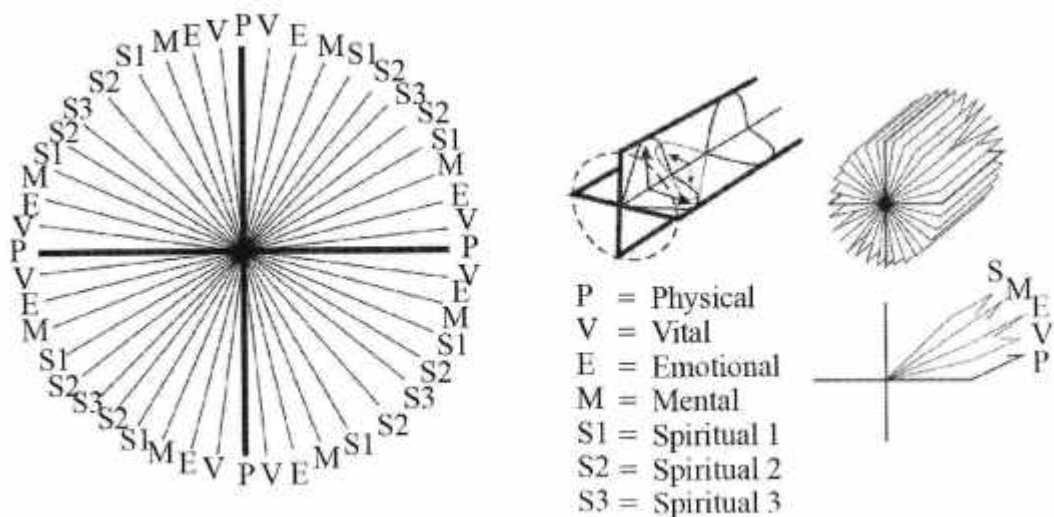


Fig. 25-5. Cross Section of Wave Showing the Different Planes

The tools of measurement and emission of the BioGeometry multidimensional energy system, such as the BioGeometry Archetypal Ruler, enable the development and testing of BioGeometry Signatures to determine their effect on the different levels, so we can address and harmonize all the levels of organ functions. This helps us understand how the harmful effect of EMR/EMF on biological systems is reduced without the reduction of the sources of emission, or how we can reduce the harmful effect of all other forms of pollution irrelevant of their quantitative presence in the environment.

When we harmonize the emotional and mental subtle energy quality in a biological system by affecting the background compression waves, the body does not “feel” or “perceive” the stress that exists on those levels and does not enter into resonance with them, so they pass undetected through the body. This is similar to when we measure how we react in a certain environment and the change that happens when we imagine that we are in another place we prefer.

Thinking or connecting to a sacred spot has its limits, as a strong enough effect or permanent damage on the physical or vital level can cancel the harmonizing effect induced by the BG3 quality of BioGeometry on those higher levels. This concept is found in the practice of subtle energy bi-location using a BioGeometry emitter (Fig. 25-6). The bi-location emitter is another use of the paper emitter; we can place a picture of an individual and a location within the emitter to have these two energy systems enter into resonant communication.

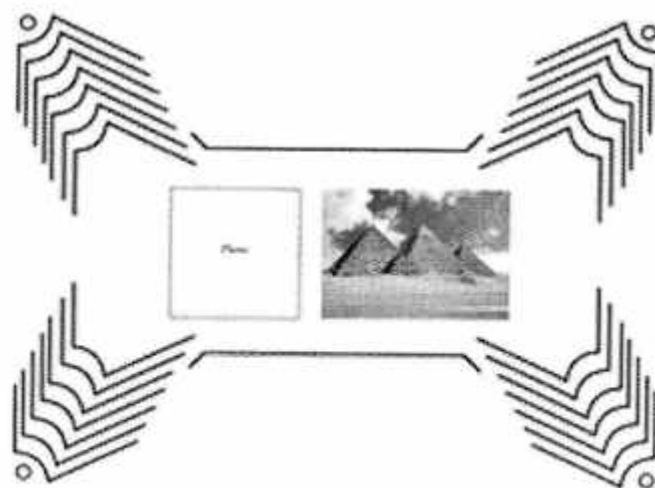


Fig. 25-6. Power Spot Bi-location Emitter

In the BioGeometry projects done in Switzerland on whole communities, health issues like epilepsy, asthma, depression, aggression, concentration, and a large list of symptoms due to electro-sensitivity were instantaneously reduced through infusing the electromagnetic radiation with the BG3 quality. When the environmental stress was lifted, the symptoms disappeared. In this case, it is more of an environmental issue than a medical one. That is why sometimes the effect of BioGeometry Signatures seem miraculous to the general public or impossible from the purely medical point of view. Because BioGeometry is not a form of treatment, it cannot produce what simple medical treatments can achieve. When more than half of the health symptoms of the residents of Hemberg, St. Gallen, and Hirschberg, Appenzell LR. were significantly reduced, it was clear that at least half of the health problems in a modern society are due to the harmful effect of electromagnetic radiation. Swisscom acknowledged our analysis of the stress situation as a resonant effect between all electromagnetic sources in the area and Earth radiation and not specific to one source. This analysis was confirmed with the success of the project.



## Chapter 26:

### The Numerous Applications of Bio Geometry Signatures

Throughout the past forty-five years, BioGeometry and BioGeometry Signatures have been applied in innumerable fields, as shapes are part of everything. The sections below highlight some of the uses that we have applied, either in official research projects or experiments in our center. We hope this will inspire you to go even further with BioGeometry Signatures, as the applications are truly endless.

#### **Harmonizing Electromagnetic Environments**

To reduce the gases from our environment as they contribute to global warming, we are shifting from gas engines to electrical motors. Hybrid or totally electric powered vehicles are the future, but we are not recognizing two very important environmental factors:

- The first is the harmful aspect of electromagnetic radiation to all life-forms. There is ample research to prove this point.
- The second is the heating of the atmosphere through the ever-increasing amount of electromagnetic waves produced by modern technology.

For more than thirty years, I have been trying to no avail to bring this point into the awareness of those responsible through all kinds of media, especially as we have the well-proven BioGeometry solution at hand. BioGeometry applications are very cost effective and can change the harmful effect of electromagnetic radiation to a health-supporting quality for humans, animals, and plants.

I will continue to repeat this on every occasion, and fight for it in every way I can, to save the life of our planet.

## **Transportation**

Modern cars are cages of intense EMF. A huge number of electro-motors are concealed behind the claddings. In the driver's seat of most cars alone there are more than a dozen electro-motors directly surrounding our body, not to speak of GPS or other gadgets. Moreover, the new trend of using electricity in hybrid or fully electric cars to reduce gas emissions increases EMF to very high levels that affect people even if just standing close to the car. Sitting on a stack of batteries greatly increases the stress on the body. So while we are reducing the pollutants in the environment, we are increasing the electromagnetic pollution in the vehicles, causing an ever-increasing health hazard.

We have successfully conducted numerous research projects to find solutions to reduce the effect of EMF in cars and other types of transportation, such as aircrafts and ships. Implemented solutions have proven to be very effective and stable over the years.

The BioGeometry solution that we offer for the car is very simple and cost effective. It is based on a small BioGeometry Signatures strip that is attached to any place on the dashboard (Fig. 26-1).

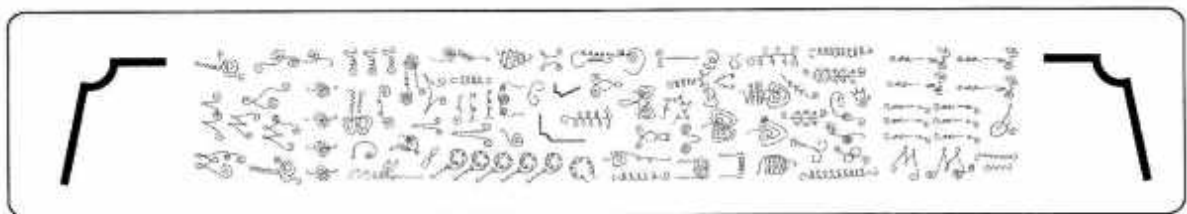


Fig. 26-1. BioGeometry Car Strip

## **Smart Meters and Wireless Technology**

Smart meters are another example of modern technology in which efficiency comes at the cost of the health of the residents. In the development of a protection from the wireless radiation of smart meters, we found the problem to be very complex, as people are not only affected by the smart meter installed on their wall, but also by so many others of the neighboring houses or apartments.

We therefore place a shape in the house such as the cubes from the BioGeometry Home Kit (Fig. 26-2) to radiate centrally toward the periphery, while at the same time placing small protective attachments on the smart meter, and Wi-Fi router in the home. During the testing of the solutions, we found the BioGeometry Signatures Pendant to be the most effective in protecting body functions from the stress of wireless technology. It also protects the wearer when going outside his home and into other buildings. The combination of a Home Kit as a central solution, as well as the BioGeometry Signatures pendant on the body, offers the best solution. BioGeometry Signatures have proven to be an important integral part of BioGeometry solutions in all fields of life.




Fig. 26-2. BioGeometry Home Kit Cube

## Smart Cities

In our goal to build more efficient cities, we are planning to transform urban life into a computer-regulated EMF saturated environment. As the residents of the city become more and more electro-hypersensitive, which will then become the number one epidemic, human efficiency and health will suffer and with time will outweigh the advantages of the optimized smart city. The cost of healthcare will rise astronomically. The trend of the population moving toward the ever-growing cities will forcibly reverse itself. The future might lead to digital smart cities with human beings living outside the urban areas. Unfortunately, the industry and governments do not yet acknowledge EMR as a form of pollution of the environment. If we use microwaves to heat food, then we must understand that microwaves, irrelevant of frequency, will also move the molecules in the air. The information age that depends mainly on EMR as the carrier of information is also one of the factors contributing to global warming. Although this is still minimal today, it will become a major factor with the ever-increasing EMR in the atmosphere. The smart city will one day be the biggest agent of global warming.

Since we cannot stop the ever-increasing EMR in the atmosphere on which the information age depends, we can at least start thinking about how to reduce the harmful effect of EMR. BioGeometry has proven to be a viable solution to this problem by adding a health-supporting quality to EMR. We have seen this in Hemberg and Hirschberg in Switzerland and the preparation for a total solution for the whole country, as well as in projects for all kinds of transportation. With BioGeometry, we actually have the ability to make a smart city a healing environment for humans, animals, and plants.

## **Electronic Devices to Emit BioGeometry Signatures**

There are many types of electronic, laser, sound, light, scalar, and radionics devices that can be used to emit the BioGeometry Signatures. They can be integrated into any form of electromagnetic or sound emission. In such cases, an additional BioGeometry solution (e.g., the L-shape BioGeometry Shapes or BioGeometry Numerical Strip) could be added to reduce the harmful effect of EMR and electrosmog. The BioGeometry “Silent Sound” CD, produced in 1992, is a recording of a harmonized space and when played reproduces these effects in the local space. The subtle energy quality of BioGeometry Signatures can be carried by electromagnetic and sound waves. They can be transmitted over the air through radio and television. We used this technique in some of our radio and television programs, where people recorded them and afterward used them from the recorded media. In two radio programs in San Diego, where I was introduced by electro-biologist engineer Larry Gust, the audience was asked to record the talk and use the recording later on to get the quality effect of BioGeometry. The response was so positive that we did a sequel to satisfy the demand of those who did not get a chance to record it the first time.

## **Cell Phone Add-Ons**

We produce attachments for cell phones. Unlike any other existing product that advertises the reduction or redirection of the electromagnetic emanations from the phone, the harmonizing quality of the BioGeometry Signatures is added to the phone's EM radiation, which in turn is carried into the users' subtle energy field to produce their harmonizing effect.

The BioGeometry cell phone attachment (Fig. 26-3) includes an inner ear BioGeometry Signature that we have found necessary to balance the harmful subtle energy effect when the phone is placed on the ear .



Fig. 26-3.  
BioGeometry  
Cell Phone Sticker

## **BioGeometry Signatures for Animal Farming and Agriculture**

Surprisingly, we have seen many reports of the BioGeometry Signatures Pendant working on animals, which presents us with some questions regarding the functioning of this phenomenon. It seems that similar biological subtle energy functions of different species resonate together even when the organ shapes are different, just like strings of different materials and different lengths that produce a similar musical note resonate together. Different shapes that manifest the same laws of nature seem to resonate together. Here a resonance of subtle energy quality of similar biological functions seems to take place.

The same phenomenon seems to be present with plant biological functions. It seems that biological functions are universal and manifest in different life systems in nature.

## **BioGeometry Signatures on Emitters in Animal Farming**

We have very efficient BioGeometry solutions for animal farming that incorporate BioGeometry Signatures, which are engraved on the emitters to restore the proper balance of biological functions. One example discussed earlier was the extension of the successful results of the Swiss projects not only on the residents, but also on the animals in the area. In the electrosmog project in Hirschberg, Appenzell, Switzerland, there were problems of infertility, stillbirths, and low milk production of the cows in the area. These conditions became much better with the BioGeometry solution.

An eighteen-minute documentary on this project was aired on the main Swiss television channel SF1 (Clips with English Subtitles can be found on [www.youtube.com/BioGeometry](http://www.youtube.com/BioGeometry)). We have also used these solutions to produce poultry without the use of drugs (antibiotics, growth factors, etc.) or any other chemicals. This was done in Egypt in a research project as part of a postgraduate degree in 2001 and published in the peer review agriculture magazine Eshraqa. BioGeometry is being used, for the past three years, by The Nutrinor Corporation in Quebec, Canada to produce poultry without the need of vaccinations, antibiotics, or other chemicals. The food-to-weight conversion factor is also better. For comparison purposes, during the first phase of research, we also applied the same solution to poultry raised with antibiotics and other chemicals according to the current practices. BioGeometry Signatures are important here to prevent, or cure from, infections through the empowered immunity of the chicks. We also applied BioGeometry Signatures along with BioGeometry solutions in dairy farms in the same area to bring down the leucocyte count from 400,000 to the normal range of 100,000. In the spring of 2015, we tested a special BioGeometry Signature from the Human Attributes of Divine Names set, which achieved a new record count of 64,000 (Fig. 26-4).




Fig. 26-4.  
Adl BG Signature

### **BioGeometry Signatures in Architecture, Art, and Design**

This is a field in which the design principles of BioGeometry are implemented. In the appendix of *Back to a Future for Mankind*, BioGeometry there is a fifty- page overview of the BioGeometry design language that gives a complete idea of the principles of BioGeometry design that are applicable in architecture and all other fields of art and industrial design. BioGeometry Signatures can be used alongside BioGeometry design principles. As a decorative element, they can be used on doors, balconies, staircases, partitions, and so on (Fig. 26-5). They can be incorporated in decorative strips in ceramics, textiles, and woodwork; the applications are endless.



Fig. 26-5. BioGeometry Signatures in Architectural Designs

BioGeometry Signatures can also be applied in all fields of industrial design. We have designed plates, coasters, bottles, and glasses according to BioGeometry principles, while incorporating BioGeometry signatures as decorative patterns.

We have mentioned earlier the depression research conducted as part of a PhD thesis in interior architecture by Lobna Shaker at Helwan University Department of applied arts, the BioGeometry Signatures were used in the form of decorative strips containing the depression BioGeometry Signature along the walls. The decorative strips were used in animal testing with rats and put around the cardboard box, which contained the rats. As compared with pharmaceutical drugs, the comparative analysis showed very good results in restoring serotonin levels in the brain. There are also further theses and studies that show the application of BioGeometry shapes and design principles in architecture.

One such research is by Dr. Dina Howeidy that shows the successful use of BioGeometry shapes and design principles to reduce attention deficit hyperactivity disorder (ADHD) and attention deficit disorder (ADD) symptoms.® The combination of the aforementioned thesis has led to collaboration with the Autistic Society in Egypt to develop new centers for special needs children. (Fig. 26-6) This center will incorporate a special classroom design specifically developed and tested with autistic children. In our research in ADHD and autism, we found that most of the square and circular shapes that we encounter everywhere in our man-made environment put a lot of pressure on sensitive brains, which makes it imperative to thoroughly test designs based on those shapes. To test the pavilion classroom shape, we have built a prototype in our center in Maadi, Cairo, Egypt where children from the Autistic Society can spend time. The results have proven extremely promising such that we have reduced the design in the form of a lampshade, to make it more accessible to everyone in their homes. This is a research field that has been devoted to for the past two years, and whose criteria have been extended to all our new products.



Fig.26-6. Special Needs Integrated Community Center



## Textiles

In the design of textiles, such as bed sheets, we use printing and embroidering. Printing is a fairly straightforward and cost effective method. The choice of natural materials and colors gives better overall results. Embroidering, however, is more complex and several types of stitching patterns had to be tested to find the one that does not cancel the effect of the of the BioGeometry Signatures. The embroidery cannot cover the whole sheet, as it would be rough on the skin. A special design had to be developed as a strip that can be used on the fringe and radiate over the whole bed sheet surface. In curtain designs, BioGeometry Signatures interact with the light to form beautiful patterns in the room. Textiles have been developed for many types of clothing. In an ongoing postgraduate thesis at Helwan University, Faculty of Applied Arts, colored BioGeometry Signature textiles are being tested on mentally and psychologically challenged children in the Abbassiya mental hospital in Cairo. My son Mahmoud, co-founder and owner of Advantage Tennis Academy in California, a top competitive junior tennis academy, is collaborating with Sayed, my eldest son, in studying the effect of adding BioGeometry Signatures to sportswear and gear to enhance the performance of athletes.

## BioGeometry Signature Mandalas and Coloring Books

We are in the process of developing coloring and tracing books for children, as well as children's stories that incorporate BioGeometry and BioGeometry Signature designs. Our first project will focus on incorporating BioGeometry Signatures that have proven to be helpful for children with special needs (Fig. 26-7).

My daughter Doreya uses BioGeometry Signatures to create mandalas for coloring and other decorative applications. These mandalas are designed to bring the BioGeometry Signature effect into the body's energy system in a very powerful way, especially when used for coloring, which gives a more intense interaction with them.




Fig. 26-7.  
BioGeometry  
Signatures in  
Cartoon Design

Each mandala is based on one or more BioGeometry Signatures to address specific biological subtle energy functions (Fig. 26-8).




Fig. 26-8. Heart Mandala

The combination of BioGeometry Signatures into larger patterns is a very critical affair that has to be meticulously developed and tested to keep their original effect. This is a problem with the development of complex patterns in sacred geometry that tend to lose their original subtle energetic quality with growing complexity.

Once such criteria are taken into consideration, mandalas based on BioGeometry Signatures are very effective. They are very popular as a form of meditative coloring. The final product is very decorative. My daughter Doreya who has both graphic design and psychology degrees, has developed a large collection of mandalas geared at different health conditions.

BioGeometry Signature mandalas can be integrated in architecture as perforated screen walls and partitions that are popular in Islamic architecture, as well as decorative patterns on walls and ceramic tiles for walls and floors. They are also very effective as transparent window curtains letting the light shine through the design. The BioGeometry Signature mandalas are being used in the artwork of a peace park project in Brazil, by president of BioGeometry Europe, Graziella Zanoletti.

### **Enhanced Ethical Marketing and Advertising Effectiveness**

All living energy systems innately gravitate toward the BG3 centering effect in an effort to achieve harmony with their environments. In 2011, based on preliminary observations with people in many of the projects we've worked on, my eldest son, Sayed, decided to test this premise in a double-blind and controlled experimental research for increasing advertising effectiveness as the thesis dissertation for his MBA degree from the University of Wales. Initial response to unseen BioGeometry Signatures embedded in the background of identical print advertisements showed a significant statistical difference in favor of the BioGeometry copy over the control. Based on a confidence level of 95%, and a subsequent relevant population of 1,250, between 59.8% and 73.8% of the entire relevant population would choose the BioGeometry copy. A key further goal of this research is of course to use the vast marketing and advertising real estate in our world today to introduce a beneficial individual and environmental BG3 centering effect.

## *Chapter 27:* *The Multipurpose Harmonizing Cards*

This is a group of harmonizing BioGeometry Signatures the size of a business card to be carried in the wallet. The BioGeometry Signatures Clearing Card has chosen BioGeometry Signatures to clear imbalances in subtle energy problem situations. The Biogeometry Signatures Emergency Card has a set of BioGeometry Signatures with the main biological functions on it to be used as an all-purpose help (Fig. 27-1).

The Subplanes Harmonizing Card is another type of card that has the harmonizing shapes that are in resonance with all the vital, emotional, mental, and spiritual subplanes (Fig. 27-2). This induced harmony increases the efficiency of any type of subtle energy treatment. It is good practice to apply it before using the BioGeometry Signatures. It can be passed over certain areas of the body or waved in the surrounding space.

### **The BioGeometry Stairs of Life Exercise**

The BioGeometry Signatures Clearing Card and Biogeometry Signatures Subplanes Harmonizing Card can be used to introduce balance and harmony into the personal time line of life spanning the past, present, and future through exercises that we call the “BioGeometry Stairs of Life”.

This is an exercise in which we imagine our life’s time line as stairs, with every step corresponding to one year. When we look back, we can find cracked steps that affect the overall stability of the stairs and affect every further step. The cracked steps represent events that have marked our lives in a negative way, causing a point of conflict deep in the subconscious. In reality, it is not the event itself that causes the crack in a step, but our negative judgment of the event!





Fig. 27-1. (Left) BG Clearing Card and (Right) BG Emergency Card

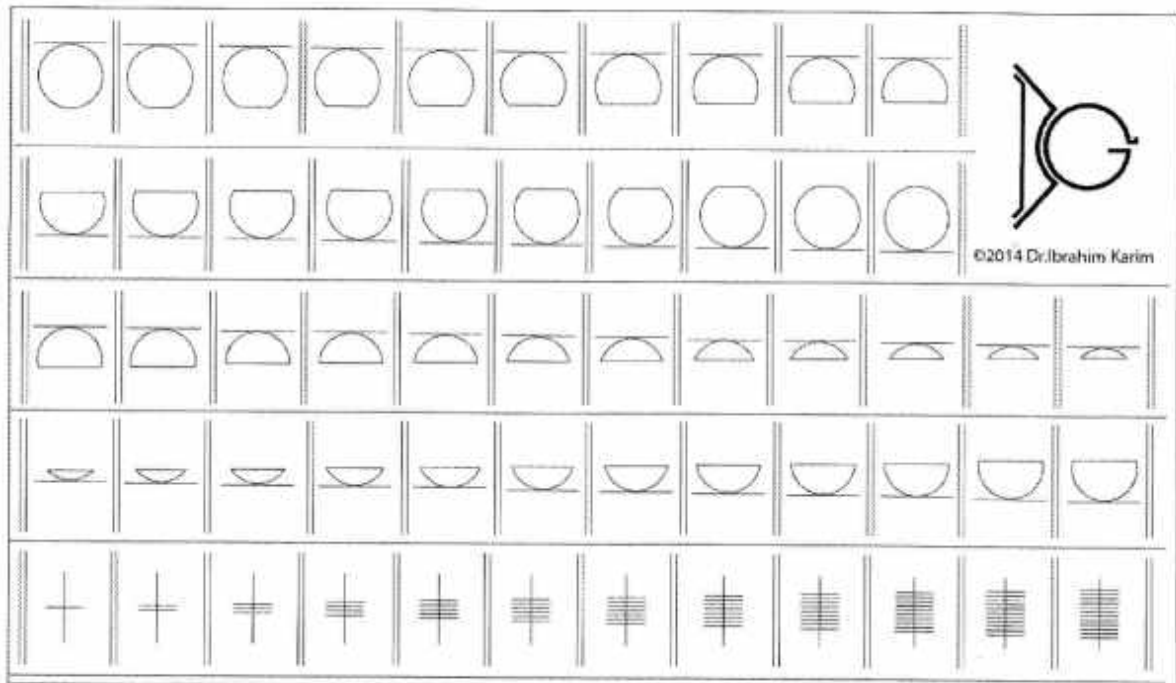


Fig. 27-2. BG Subplanes Harmonizing Card

If one could imagine being back in that event and try to find the lesson learned from it, instead of concentrating on the negative aspects of the event itself, one would find that it held a benefit for one's further development, and could thus repair the crack turning an internal conflict into a positive energetic boost. This seems to take us more into the domain of psychology. On an abstract subtle energetic level, however, things are different: it is very easy to find cracked steps in the ladder without asking why or how they were cracked, or what effect they have on the conscious or subconscious levels, which can be a very difficult task if done through questioning. We must look for an energy quality disturbance at every step, and when we find it, we just put the BioGeometry Signatures Clearing Card into the person's energy field for a minute or so, and then check again to see if the imbalance has been corrected. To do this in BioGeometry, we start counting from the year one upward through each step of our life. When a weakness is detected, we stop at that year and throw in the BioGeometry Signatures Clearing Card, either by placing it for a moment on the person or by holding it, and making the gesture while visualizing throwing it into the energy system seven times. We then go back two years and count again. If this stair is not yet corrected, then the exercise has to be repeated until the energy problem is corrected. We continue doing this until we reach the present and continue projecting a few years into the future.

There are many ways of assessing the subtle energy disturbance. One of the easiest and most efficient ways is to use a pendulum with the string length calibrated on the top of the hand of the person. In class, we have found the personal wavelength method using an IKUP pendulum that includes all the shapes of the planes of nature to be the most efficient tool. We swing the pendulum forward and backward while slowly increasing the length of the string between the fingers until we get a clear clockwise rotation and feel a slight pull on the string. Either the person doing the count does it or the person helping him holds the pendulum, while pointing at the person doing the counting. There is no need to ask questions as this would take us directly into mental. When the pendulum rotation stops and turns the other way while on the personal wavelength calibration, it means a detection of unbalanced energy.

We throw in the BioGeometry Signatures Clearing Card and then go two steps backward and count again until we get a clockwise rotation at that step. This is a very effective exercise that can harmonize the disturbances within the different levels of the subtle energy fields. The effect can be felt on any level (vital, emotional, or mental) depending on where the disturbance was located.

### **The BioGeometry Stairs of Life Group Exercise**

This exercise can also be performed on a group of people. The group has to be standing close to each other so that their subtle energy fields are connected on the vital level. For increased interaction, they can hold hands or place the hand on the shoulder of their neighbor. In this case, the person doing the measuring can calibrate a pendulum on the general common field of the group by moving his free hand in a scanning pattern over the group. Then the BioGeometry Clearing Card is thrown in at every step where a disturbance appears. The cracks here will differ from those found in individual exercises and will not be a sum of the disturbances of each person, but more part of a new collective pattern. The harmonization of the group subtle energy pattern will prevail until a new person enters the group, causing a new disturbance that has to be harmonized again. Group harmonization is very powerful and effective.

### **Space Clearing**

As a general rule, one should use the BioGeometry Clearing Card for space clearing before entering a space and starting any activity. It is usually done at the entrance to the space. At the changing point from one space to another, we get the best effect. As you get more proficient at it, you do not need to get the BioGeometry Signatures Clearing Card or make the throwing gesture. You can just imagine doing it when crossing the doorway.

### **Time Clearing**

In a similar way as we did with the life time line, we can throw in the BioGeometry Clearing Card at the beginning of a time period.

This is done most effectively at the changing or turning point in time: sunrise, sunset, new moon, full moon, birth, death, new year, the change of seasons, and so on. We usually have certain rituals or celebrations at such times. We can add our BioGeometry Signatures Clearing Card throwing ritual to those times.

## **Harmonizing Subtle Energy Disturbances in the Earth**

The Earth is a living being. We live inside the Earth and not on it, as the atmosphere is an integral part of the Earth's body. We are cells living within the Earth's body, which means that our individual vital, emotional, mental, and even spiritual subtle energy attributes exist in a resonant qualitative exchange with the collective subtle energy qualities of the whole Earth, which will share the qualities of human attributes and have more of its own due to its more extensive collective system of databanks. The Earth is a living being in which we are cells not much different than any of the cells in our own bodies. We can therefore apply the BioGeometry Signatures Harmonizing Card on any disturbed area in the Earth by throwing it in as we do with a person. 'There are many possibilities for using this method. It is more effective when we detect the energy disturbance before it arises on a physical level. In the BioGeometry special topics seminar for advanced students in 2011 at the Vesica Institute in Asheville, North Carolina, we did an interesting exercise where we divided the Earth into twelve zones, which were each delegated to a group of around six participants. Each person would scan his zone on a Google map for subtle energy disturbances in the atmosphere and communicate with the rest of the group. They would all work on harmonizing the disturbance in their area using the BioGeometry Signatures Clearing Card. During the whole week, we monitored the earthquake occurrence on the computer using a Quake Watch software. The results were very successful as we could watch the decreasing patterns every day. The groups did not continue their work after the seminar. Only a few did in their own areas and were successful. 'here is a reason why we did not encourage all the participants to continue: sometimes the subtle energy disturbances in the Earth were too much for somebody to handle, especially when they were not in perfect health.



It is, therefore, not advisable to do this exercise unless one is up to it health wise and is always better to do as a group. It is normal to suffer some disturbance in doing such a correction, but it is usually temporary and can be corrected with some energizing and self-harmonizing methods, as well as by using BioGeometry Signatures on our own body with the help of an anatomy chart and a pendulum.

I have only mentioned the above exercise because many of the BioGeometry students have participated in it or seen it on our videos, but I do not advise doing it without the guidance of a BioGeometry instructor.

## *Chapter 28:* *Exercising with BioGeometry Signatures*

### **The Concept of Subtle Energy Exercise**

In general, any posture of the body has a forming effect on its subtle energy and the organ functions it supports. Exercise is actually a series of single postures in motion or, in other words, the interaction between postures. Placing the right foot forward enhances one polarity over the other and can energy balance the organ qualities needing that polarity. By measuring, one can find the needed polarity to balance an organ, generally fairly quickly, by putting the corresponding foot or hand forward. Alternatively, closing a nostril or an eye can achieve the right balance. The best way to do that without measurement is by alternating the movement between right and left. The best way would be by just walking ©. Simply by walking one is actually balancing the subtle energy quality of all organ functions of the body. This is a type of healing through polarity readjustment.

Proper exercise, or taking part in sports in general, adds additional benefit to polarity balance. The more harmonious the motion, the better the effect. Depending on the exercise, the actual type of posture or motion can offer physical, vital, emotional, mental, and spiritual benefits.

### **Moving through the BioGeometry Signatures**

In the case of BioGeometry Signatures, we have motion that enters into resonance with a subtle energy function of the body through the resonance achieved with the pattern created by the flow of peripheral body energy through it. If we combine the aspect of exercise by moving the whole body along the linear shape of the BioGeometry Signature, which in itself introduces BG3 into the motion, we get a very powerful harmonizing effect. The advantage of such an exercise is that one can choose a set of exercises that target and balance any specific body function.

## **The Sirius Odyssey**

The BioGeometry Signatures body motion system is a holistic system of movement through the linear patterns of the BioGeometry Signatures. In combination with the special BioGeometry music of the “Sirius Odyssey,” the exercise is taken to a much higher level to produce a holistic harmonizing effect on the organ functions incorporating all the aspects of a spiritual ritual in the process.

The “Sirius Odyssey” is a musical piece that combines musical composition with the subtle energy principles of BioGeometry. Composer Omar Raafat, my son in law, worked on the composition while I worked on the musical components that produced the BioGeometry harmonizing effect and created resonant communication with Sirius, body organs, the psyche, and other aspects that were needed. Omar then integrated all the components into a harmonious musical composition. This work took a year of experimenting with my daughter Doreya and myself continuously testing and changing certain things, which would frustrate any composer, until we got the desired results.

The result is that the “Sirius Odyssey”, on its own, has an overall environmental harmonizing effect that reduces stress from electromagnetic as well as Earth radiations. It also has a balancing effect on the physical, emotional, and mental levels.

The “Sirius Odyssey” brings important additional energy qualities into the BG3 main spiritual quality through this special stellar connectivity with Sirius. Sirius is the brightest of all the fixed stars. It is the principal star of the constellation Canis Major (the Big Dog). The ancient Egyptians called it Septit, the Hebrews knew it as Sihor, the Greeks as Sothis, and the Arabs as Al-Shaery. It is the “Dog Star” that follows Orion the Hunter. Sirius has a magnitude of -1.42, which makes it nine times more brilliant than a standard first magnitude star.

The star Sirius and its constellation of Orion played an important role in the Ancient Egyptian journey of the soul to its heavenly abode. Its rising over the horizon every summer coincided with the beginning of

the flood of the river Nile, bringing the rich reddish-brown clay that fertilized the soil of the land. Sirius infused the Nile flood with a very special energy quality that brought prosperity to Egypt. The whole area of the Orion constellation has a strong BG3 emanation, making it a powerful sacred spot in the sky. The star Sirius within that constellation is not only the brightest star in the sky, but it emanates a much higher BG3 quality than its surroundings and has the highest BG3 level in the whole universe. It was the star of Isis, while Orion was the realm of Osiris, who ruled the afterlife. Sirius was the heaven to which the souls journeyed in the afterlife. In his book *The Orion Mystery*, author Robert Bauval puts forward the theory that the pyramid layout on the Giza plateau is an exact copy of the layout of the stars in the Orion constellation, with the shafts on the south side of the great pyramid pointing to that area in the sky on specific dates related to the building of the pyramid.

### **Creating the Sacred Space for Rituals**

A very effective way of achieving subtle energy quality balance and harmony is through some form of centering process during which one's awareness is connected to the center, which automatically keeps the polarities continuously in perfect balance. The center, like we mentioned before, taking the example of a circle, has no coordinates in time and space, because a point to denote the center when enlarged will have a center and so on. The only way to identify a true center is through its subtle energy quality (BG3); in other words, by its special balancing effect. The quality of the center can be made to radiate into the whole area of the circle through amplification achieved by resonance with its quality with that of numbers, angles, shapes, and sounds or through connection with sacred locations on Earth or in the sky. This is the essence of sacred, spiritual, and religious rituals. This is the centering effect of the BG3 energy quality. The "Sirius Odyssey" creates this centering effect in its surrounding space, giving it the ideal properties for meditation, prayer, healing, exercise, and all types of sacred rituals.

## Choosing the Set of BioGeometry Signatures for Your Exercise Goal

The following are some suggestions for targeting general systems of the body. These are a set of cards that contain a set of BioGeometry Signatures related to the functions of a certain body system so that one can tailor his exercise to his needs of the moment. **The starting point of each BioGeometry Signature is indicated by an arrow.**

### *Cardiovascular and Respiratory*

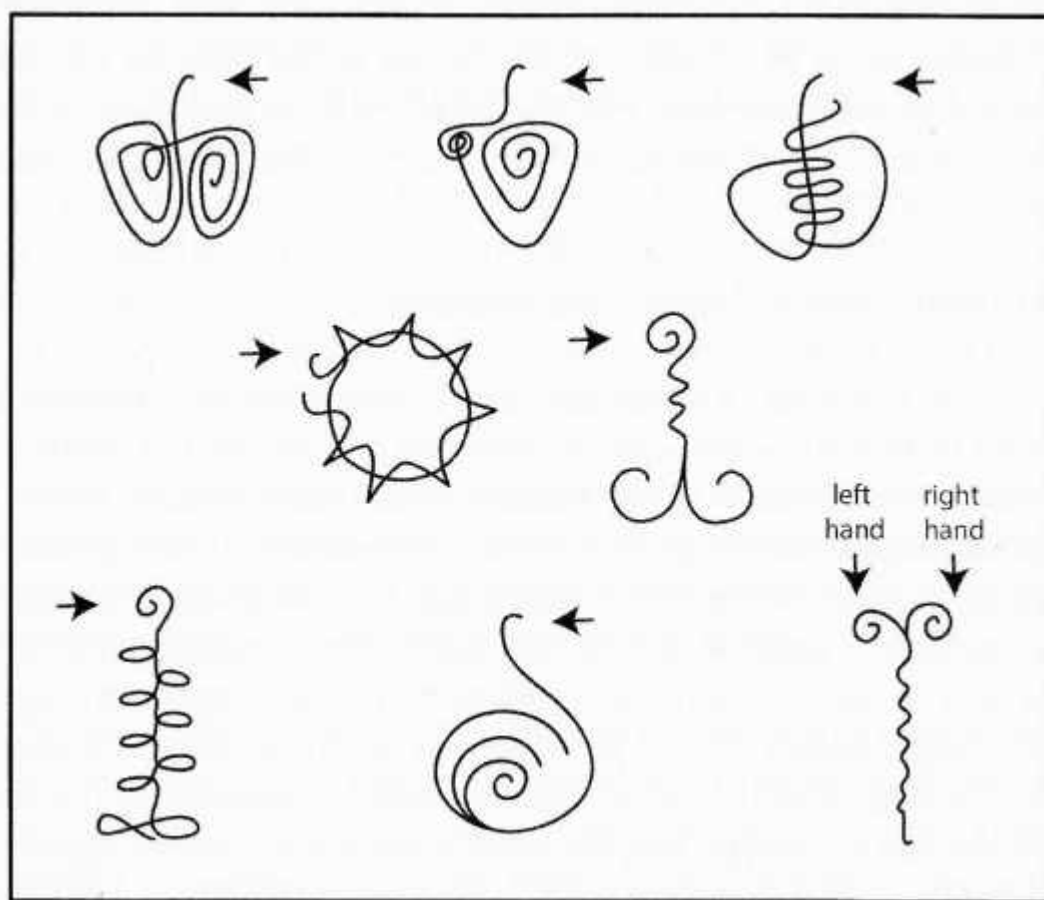


Fig. 28-1. Cardiovascular and Respiratory BioGeometry Signatures Set

*Digestive*

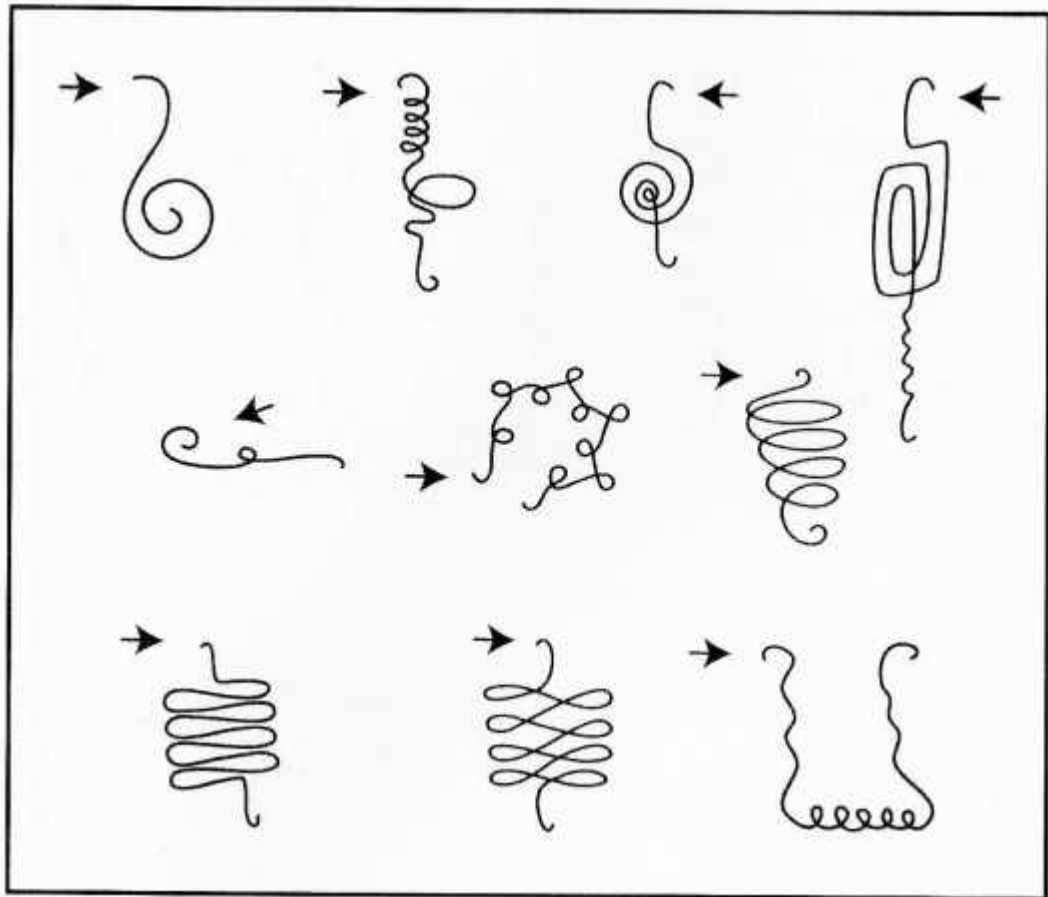


Fig. 28-2. Digestive BioGeometry Signatures Set

Spine

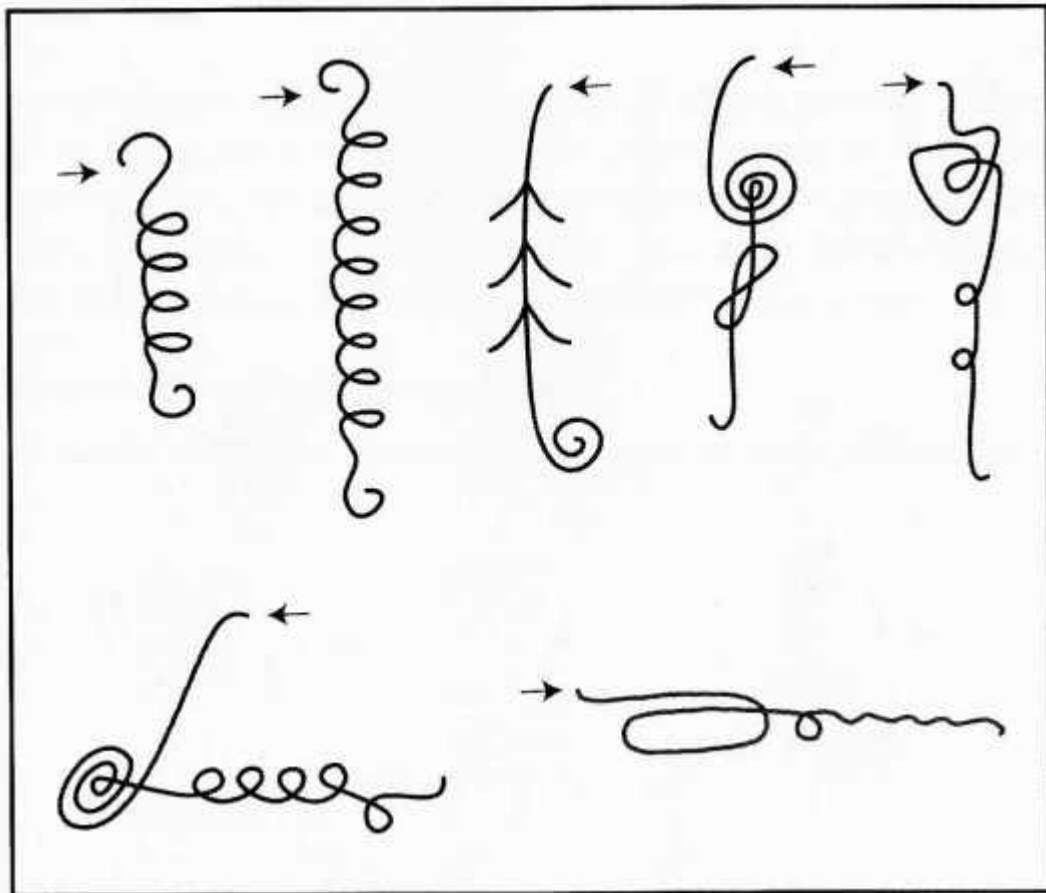


Fig. 28-3. Spine BioGeometry Signatures Set

Endocrine

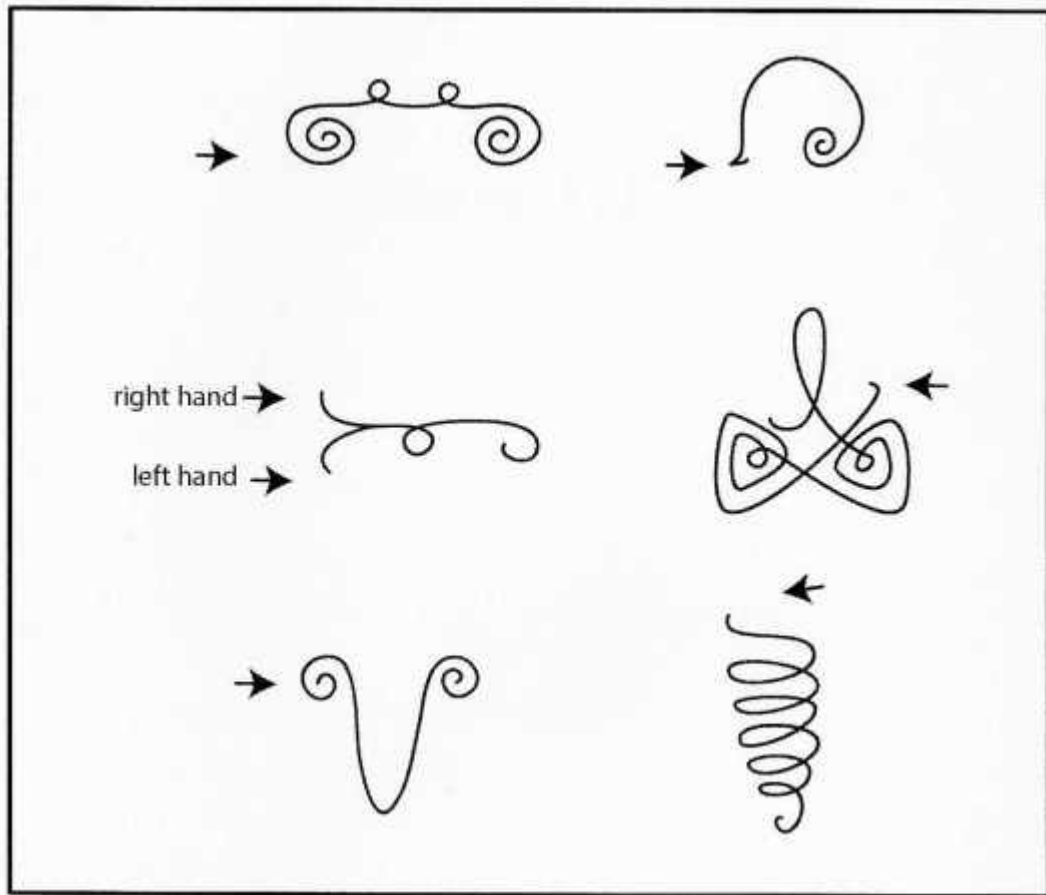


Fig. 28-4. Endocrine BioGeometry Signatures Set